

# ***HUB Headlight***

*HUB Division Inc., Northeastern Region, National Model Railroad Association - Volume 22 Number 2, Nov.-Dec. 2005*

<http://www.hubdiv.org>

---

## ***RAILFUN TIMETABLE***

### **MENDING FENCES**

By Michael Tylick

HUB Division's choice for Model  
Railroading Month Clinician  
8 p.m., Friday, Nov. 18, 2005  
Cambridge School of Weston

### **RAILFANNING IN THE WORCESTER AREA**

By Jeff Turner

8 p.m., Friday, Jan 20, 2006  
Cambridge School of Weston

### **SCRATCHBUILDING A FREIGHT PLATFORM**

By Rich Pitter

8 p.m., Friday, February 17, 2006  
Cambridge School of Weston

Spend a fun filled evening with the HUB's own Michael Tylick, author and creative modeler. We've chosen Mike because he has an eye for detail and a way of making scenes truly come alive. Here he will focus on building fences. Fences to protect, to separate, to keep out or in some cases in; but mainly just to add some interest to our urban and pastoral scenes. Once again we'll make use of a Bar Mills wooden fence kit product which Art Fahie showed us could greatly enhance our dioramas.

As usual, it is a good idea to bring a few tools, such as a razor knife, small paint brushes, a plastic water cup, cotton rag, sandpaper, glue, newspaper, wooden surface and dilute India ink or a wood stain.

Even if you don't want to try your hand in a little building project, come on in. You can enjoy the banter and tails as Mike weaves a story around everything fun he does.

Jeff will share some of his favorite photography spots and specifics of how to get to them. He has been photographing the contemporary railroad scene for several years now and has located a number of good observation spots, which are publicly accessible and provide some great picture taking opportunities. While he has traveled the whole North East Region, he will focus on the Worcester area, site of the NER Spring convention. There is a lot of rail action supplied by CSX, P&W, Amtrak and the MBTA, all within a small area. The city is also rich in history with a large restored downtown station on the old B&A line and the shops of a former passenger car company.

Jeff is a longtime resident of Worcester so he knows the area well and his award winning photography is well known among NER and HUB members. Come and preview Jeff's presentation, which will also be given at the NER Spring Convention. It is planned so that HUB members who plan to work and be a part of the Spring NER convention will not miss out on his talk.

Any modeled era from 1850 to the present can benefit from having one or more simple freight loading platforms beside sidings. This platform not only fits in any American railroad scene, but the project can help many modelers to overcome their reluctance to scratchbuild using wood. Of importance, this platform provides a new location for spotting freight cars without hogging a lot of space on your layout. Rich will present some general wood scratchbuilding techniques and then the group will embark on a fun-filled session of cutting, gluing, painting, and custom detailing their custom freight platforms. Platform placement alongside the track will also be discussed.


Those who wish to build a freight platform might bring basic tools (hobby saw, knife, cutting surface, straightedge, sand paper, and paint brushes). Some water-based paint will be provided but if you know what color you want your platform to be, bring that paint.

This is not a kit. Rich will provide ideas, plans, and materials, but each person will decide on how to build their own platform.

A map to Cambridge School of Weston, where HUB Division Railfun meetings are held, is shown on page 6.

## SHANTY TALK

By Rudy Slovacek



Not a bad compromise. By locating these between  $\frac{1}{2}$  to 1 inch from the front edge of the module, we create the illusion of the poles standing near the edge of railroad property. Stringing say three of the stretchable thin polymer wire-like materials between the pole cross arms with a full one foot and small loop from the last right hand pole would insure a link to the first left-hand utility pole cross arm on the next module.

The other detail is a mile marker. For these, the recommended practice is 10 feet from track center or about 1.25 inches in HO scale. Here I propose a HUB Recommended Practice for a module standard to accommodate mile markers: a mounting hole  $\frac{3}{16}$  inch in diameter and  $\frac{1}{8}$  inch deep between  $\frac{1}{4}$  and  $\frac{1}{2}$  inch from the edge of the end plate on our four foot long modules. Thus we could opt to drop a marker during shows, either every four feet or every eight feet apart. This would provide an extra bit of detail for our modules while on display and help both operators and contest judges locate precisely the detail and scenes we want to call out. The markers could be removed before break down at show's end and inserted at the next show, which might have a different module formation, but would still have the mile markers in correct numerical order.

### A Little Something Extra Part II

By Rudy Slovacek

In the last Tip, I noted some things to help tie our discrete scenes together from the landscape or groundcover point of view. I mentioned that there were several other small details which would help reinforce the continuous concept, like telephone poles and mile markers.

It is these two that I want to dwell on here and propose perhaps a recommended practice so that the HUB module group members and individuals with home layouts can provide some really pleasing extra detail. For utility poles a hundred scale feet is a good rule of thumb but not practical for modules because it produces an odd number per unit foot. If instead we use one actual one foot increments beginning six inches from the end of our modules we end up with four evenly spaced poles separated by 87 scale feet.

### Candidates for Office Needed.

Run for elected office and make a difference. The Hub division could use some fresh young ideas from new people and it is one of the reasons I am stepping down after my second elected term ends. I've had a lot of fun doing this but it really is time for other capable people to step up to the plate and take a swing. Getting elected to the HUB Division or NER Board is not about just coming up with ideas or directing others. It is about becoming empowered to do something about those causes and ideas that you have for making this hobby better.

If you wish to run for either the NER or HUB Division Board contact me, as I am seeking qualified candidates to nominate to these elected offices. Email me at [rslovacek@comcast.net](mailto:rslovacek@comcast.net) or call Rudy at 508-528-1011 before the end of November. Thank you.

## PLAYING WITH TRAINS

By Rich Pitter

I recently read "Playing with Trains: A Passion beyond Scale" by Sam Posey, who lives in Connecticut. His fine HO scale layout of the fictitious Colorado Midland has appeared in *Model Railroader*.

The book searches for answers to the question, "Why do grown men play with trains?" In the book, one person mentions that model railroaders all start with the same materials, but each layout is different. Are there really so many reasons why grownups play with trains?

Sam recalls his first layout, a Lionel train that originated as a Christmas present but gained permanency thanks to a plywood base. His fascination with model railroads grew from his enjoyment controlling the speed of his trains, coupled with Lionel's operating accessories, including a brakeman's shanty, coal loader, and cattle ramp. The action wasn't realistic, but it was fun.

In the book, Sam met several well-known modelers and, as one might expect, each gave somewhat different answers for his interest in model railroading. For some, scenery is paramount, for others, prototypical operation is their quest. But regardless of the form of the answer, the passion for model railroading transformed men, some who suffered disabilities or illnesses (Sam has Parkinson's Disease), into story-tellers.

I pondered over the book's target audience as I read. It was enjoyable, although much of it was preaching to the choir. I enjoyed seeing the names of some local modelers (George Sellios and Art Fahie among them). The book is well

written and modelers will probably enjoy it, although they may wonder why it doesn't present things they don't already know. I don't think the book would be interesting to model railroader 'widows,' who wonder what lures her husband to West Springfield each February, although they would certainly find a resonance between their husband's conversations of model railroading and what Sam's book presents. One audience for the book is people who are considering starting (or getting back) into the hobby, and who want to know more before they dive in. After reading the book, I suspect that they'll be more likely to commit to model railroading.

The book mentions the avid fascination that children and adults held for Lionel trains in the 1950's. Not only did the trains move, but there were animated scenes on the layout. Years ago, slot car racing provided a means for animating the roads of our layouts. Still, aside from some circus midway accessories and turntables, there are very few manufactured animations available in HO scale. John Allen started a revolution in model railroading by demonstrating the awesome visual effects that can be achieved by weathering. He also applied optical illusions to his layout, but his people did not move. Electronics provide means for train detection and signal controls, as well as special effects like arc welding. But who, modeling in HO scale, animates people or animals?

Perhaps when animation of scale people is available off-the-shelf, the hobby will see a new resurgence of interest. Sam Posey shows that it isn't necessary to watch trains during one's childhood to become captivated with building a model railroad layout.

## HUB HOLIDAY PARTY

The HUB Division's annual Holiday Party shifts to January this coming season, to better accommodate members who have heavy holiday party schedules. The party will be held on Saturday, January 7, 2006. Happy Hour begins at 6:30 p.m. and dinner starts at 7:30. The location will be the Common Market Restaurant, at 97 Willard Street, Quincy, MA 02169. Phone (617) 773-9532.

This year the menu offers a choice of roast prime rib of beef or grilled swordfish. Garden salad, vegetable and potatoes, rolls, coffee, and dessert will be included. Hors d'oeuvres will be provided during the Happy Hour.

Make reservations to Ken Belovarac early to ensure seating. The reservation form is included in this newsletter. Price is \$29 per person, payable to HUB Division, Inc. No tickets will be sold at the door.

Dress is semi-formal, as it has been in past years. A Yankee Swap will be held after the dinner. To participate, bring a wrapped gift worth at least \$10.

The HUB Holiday Party is a great way for members and their significant others to enjoy the spirit of the holidays.

## WHAT ARE YOU DOING FOR MODEL RAILROADING MONTH?

**N**ovember is Model Railroading Month and it is the time when we like to put our best foot forward to attract new members. It is also a time when we should be thinking of how we might give something back to the hobby. Somebody spent time working out the details for DCC or designing and arranging for the building of all

those GP-7s or a sound producing Hudson so you could enjoy operating them on a model railroad. Just think if you had to build each and every one of them from scratch.

But that's exactly what our hobby was in the beginning: a bunch of individual model builders. Oh, you can still build a model if you wish, but for those of you who enjoy operations, building layouts or other aspects of the hobby you now have more time for that. We have become so much more than a collection of model builders.

All along the way others have been donating time, teaching others, researching prototypes, drawing plans, manufacturing great stuff and oh yes volunteering to support and put on the programs and events we all take advantage of and enjoy. In this issue, you will find a number of requests for help: from becoming assistants, helping with shows and finally, running for office. Won't you consider answering the call? What are you going to do to give back to the hobby this month?

---

## HELP WANTED

**O**ne overworked Railfun Coordinator seeks a willing assistant to help develop the program of activities and to learn the ropes. It involves picking what topics you'd like to see developed in the HUB's equivalent of *Model Railroader*. You needn't actually present the programs, but rather organize the talent and clinicians from our HUB pool to give clinics and presentations. Contact Rudy at 508-528-1011.

### MODEL RAILROAD HAIKU

By John Barrington

Screaming thru the dusk:  
Black engine, cars, red caboose;  
All of eight feet long.

---

## HUB Division Upcoming Events

Nov. 18, 2005	<b>RAILFUN</b> - 8:00 PM - Cambridge School of Weston
Dec. 3-4, 2005	<b>HUB Division's 'The Great Marlborough Train Show'</b> Royal Plaza Trade Center Marlborough, MA
<b>Dec. 8, 2005</b>	<b>Deadline for Submissions to Headlight</b>
Dec. 10-11, 2005	<b>HUB Modular Railroad</b> , National Heritage Museum, Lexington, MA
Jan. 7, 2006	<b>HUB Holiday Party</b>
Jan. 20, 2006	<b>RAILFUN</b> - 8:00 PM - Cambridge School of Weston
Jan. 28-29, 2006	<b>HUB Modular Railroad</b> , Amherst Show, West Springfield, MA
<b>Feb. 8, 2006</b>	<b>Deadline for Submissions to Headlight</b>
Feb. 17, 2006	<b>RAILFUN</b> - 8:00 PM - Cambridge School of Weston
Mar. 18, 2006	<b>RAILFUN</b> - 8:00 PM - Cambridge School of Weston
March 2006	<b>HUB Modular Railroad</b> , South Shore Model Railroad Club Spring Show, Weymouth
<b>Apr. 5, 2006</b>	<b>Deadline for Submissions to Headlight</b>
Apr. 21, 2006	<b>RAILFUN &amp; ANNUAL MEETING</b> - 8:00 PM - Cambridge School of Weston
May 19, 2006	<b>RAILFUN</b> - 8:00 PM - Cambridge School of Weston
June 1-4, 2006	<b>NER Spring Convention, Worcester, MA</b>
June 16, 2006	<b>RAILFUN</b> - 8:00 PM - Cambridge School of Weston



## EDITOR'S CHALLENGE

By Rich Pitter, Headlight Editor

**R**ailfun meetings over the past few years have offered several projects on creating scenery. Most but not all of us have modules or layouts. Here's a challenge for everyone.

Modelers all start with the same things, but we each express our railroad modeling interest in a unique way. We all have the same scenery materials, paints, kits, castings, and so on to work with, but we model different eras, terrain, and railroads. Try building a micro-scene to catch people's attention.

Take a standard index card, which measures 3x5 inches, that's about 21x36 feet in HO scale. Create a scene in HO scale that has a footprint no larger than that. The base can be as thick as you need (If you want to be a fancy show-off, you could put a battery and circuitry in the base to operate lighting, for example.) Tree foliage and other objects can overhang the base footprint, but the idea is that this micro-scene can be popped in to a layout or module. The object is to create an eye-catching scene when viewed from two feet away.

This is something that you can do in an evening, or you can take

awhile on it. You can build a graveyard scene, a pond or dock, a hobo scene or a construction micro-scene. You can check photos of John Allen's Gorre & Daphetid, Art Fahie's Niagara and Pearl Creek, or George Sellios's Franklin & South Manchester for wonderful ideas.

This should be fun to do. I will work with the Great Marlborough Train Show to try to prepare an exhibit of our micro-dioramas. You may want to put that scene onto your layout afterwards--or on a shelf in your office, to entice others to try their hand at model railroading.

---

Andy Reynolds, our Liaison with the Cambridge School of Weston, provides the following information in case bad weather occurs on a Railfun night. **If the school is closed, we will not have Railfun that evening.** School closings are broadcast over the radio at **WRKO 680AM** and **WBZ 1030AM**, and on **TV Channels 4, 5, and 7**. The school recording is at **781-642-8600**. **Check the radio or TV stations on the morning of Railfun!**

---

## MODULE INFO

By Jim Harter

Assistant Module Coordinator

**T**he Module Group requests contact information from all members with modules who are interested in receiving notices of modular layout events.

Members with email addresses may send that contact information to [harter@newenglandcustomrail.com](mailto:harter@newenglandcustomrail.com) and members who wish to be contacted by phone may leave your phone number at (978) 897-8305, either speaking with me or leaving a message.

This way, our active module group members will be kept up to date in an efficient manner.

## ASST. MEMBERSHIP CHAIRMAN POSITION

**C**urtis Nutt, who is our membership chairman, seeks someone to assist him with duties, including design of new membership materials, as necessary, and manning the HUB Membership Table part-time during shows. The work at shows also gets you in to HUB sponsored shows for free. **G i v e h i m e m a i l a t [thenutts@aol.com](mailto:thenutts@aol.com) for more information.**

This is a great way for people to become more active in the group and to contribute to the organization's benefit..

## FALL SHOW CALL FOR HELP

**P**resident Mark Harlow seeks help for the December 3-4 show in Marlborough. This show is HUB Division's biggest fund raiser of the year, and it's continued success depends on having a strong turnout of HUB members to assist with various tasks.

Specifically, Mark has room for people to work at the Admission Table, White Elephant Table, Build-a-Car Kit, and Membership Table. Show times are 10 to 5 on Saturday and 10 to 4 on Sunday.

Contact Mark by email at [president@hubdiv.org](mailto:president@hubdiv.org). We need to fill in all the manpower slots to ensure that things get done without overburdening anyone.

## HUB Headlight

Volume 22, Number 2, November-December 2005

**HUB Headlight**, published by the HUB Division Inc., Northeastern Region, National Model Railroad Association, is issued in January, March, May, September and November. Contributions may be sent by email to the Editor or by mail to the Office Manager.

## HUB Division Board of Directors

**President**

Mark Harlow  
president@hubdiv.org

**Vice President**

Rich Johannes  
vp@hubdiv.org

**Treasurer**

Gerry Covino  
treasurer@hubdiv.org

**Railfun Coordinator, NER MA Rep.**

Rudy Slovacek  
rslovacek@comcast.net

Jack Alexander  
InterMtnPacific@yahoo.com

**Show Manager**

Gerald L. Abegg  
gabegg@bu.edu

Skip Farwell  
Batchawnabeer@comcast.net

Sue Zukowski  
Zukowski@NewEnglandCustomRails.com

Mike Clements  
mclements55@mindspring.com

## Other HUB Division Leadership

**Secretary**

Ken Belovarac  
Kenbelovarac@msn.com

**Editor**

Rich Pitter  
editor@hubdiv.org

**Module Superintendent**

Frank Kastenholz  
frank@kastenholz.org

**Office Manager**

Pete Watson  
officemanager@hubdiv.org  
65 Branch Road  
East Bridgewater, MA 02333-1601

**Membership**

Curtis Nutt  
thenutts@aol.com

**Assistant Module Superintendent**

Jim Harter  
Harter@NewEnglandCustomRails.com

**Librarian**

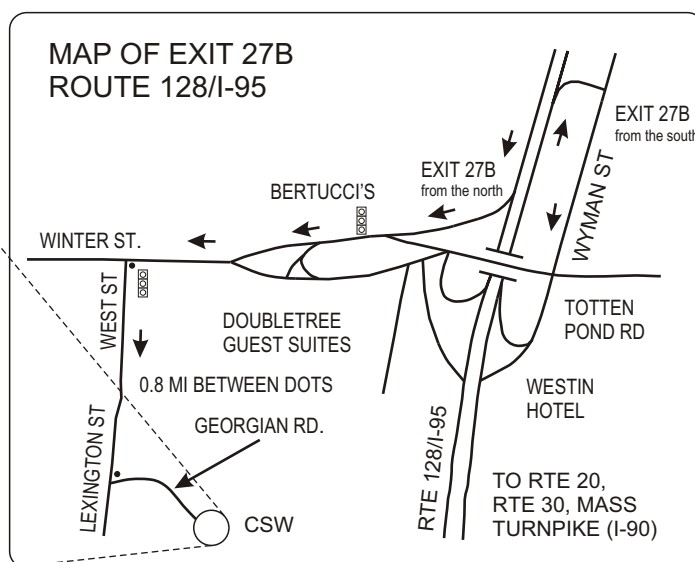
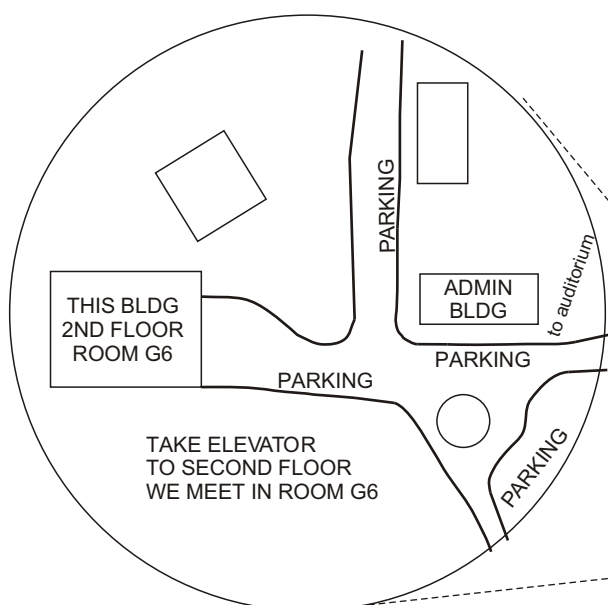
Harvey Humphrey

**Membership:** National Model Railroad Association Members residing within the boundaries of the HUB Division: zip codes 01400 through 02699. (Barnstable, Dukes, Essex, Franklin, Middlesex, Nantucket, Norfolk, Plymouth, Suffolk, and Worcester counties of Massachusetts.)

**Headlight Printers**

Versatile Printing Services, Inc.  
Burlington, MA

## MAP TO RAILFUN MEETINGS



## MAP TO CAMBRIDGE SCHOOL OF WESTON

## THRIFTY SIXTY CONVENTION UPDATE

**T**he Northeastern Region's 60th Anniversary Convention, known as the "THRIFTY SIXTY," will be held in Worcester, Mass. at the Holiday Inn, 500 Lincoln Street. The four day event will commence Thursday, June 1, 2006 and end with a Train Show on Sunday, June 4. The convention hotel is located in downtown Worcester, convenient to Interstate Route 290 which connects with the Massachusetts Turnpike, I-90 to the south of the city and I-495 to the east. There is also MBTA Commuter Rail service from Boston, along with bus service from many major points in the northeast. Limited regional air service is provided to Worcester Airport, with Boston's Logan International, Providence's T. F. Greene and Hartford's Bradley International providing service from throughout the country. All three airports are approximately one hours drive from Worcester and shuttle service is available.

Each day will center around a theme with Thursday being "Layout Day." Emphasis will be centered around 19 layouts currently scheduled to be open and 8 that will host operating sessions. Some layouts will be open at other times over the four day weekend program, but the major focus of Thursday will be layouts, and Layout Director Mike Tylick is still working on additional visits.

The Hub's ever active Clinic Director Pete Watson has already lined up a top notch set of clinicians including Paul Dolkos; Art Fahie of Bar Mills Models fame; Gary Paulino from Trackside Sales, Attleboro, Mass. doing DCC/Sound; Hub's own Jim Harter of New England Custom Rail with Rock Molds & Other Castings; Master Model Railroader & past NER President Jack Alexander will present his program "Optimum Use of Space". Hub Member Rick Towle will show us "Radios in Railroading" while Bill Schaumberg will take us on "A Visit to a Railroad Tie Treatment Plant". There are many more to come so watch the Hub and NER Websites for the latest postings for Friday's "Clinic Day."

Friday evening's major event will be dinner at the newly renovated Palmer Station and a Powerpoint presentation by well known author and photographer Preston Cook. Station owners Blake and Robin Lamothe will make dining a pleasure as attendees can order off the extensive menu which runs the range of Sandwiches to Chicken and Seafood Platters. While dining in the beautifully restored waiting room there's a good chance that several CSX and New England Central freights will pass by. Preston Cook who authored several books including "Before Guilford" published by On-Line Graphics will give us one of his newest programs after dinner.

Saturday's theme of the day will be "Prototype Visits" and the feature event will be a ride behind the Valley Railroad's Baldwin-built 2-8-0 #97. This steam trip, coupled with a visit to the Connecticut Eastern Railroad Museum in Willimantic, will be done by chartered motor coach. The CERM is a work in progress with a replica of the original roundhouse having been recently built on the footprint of the building destroyed by fire several years ago. The group has restored several buildings, has several pieces of rolling stock including an FL-9 painted in its original McGinnis livery.

Saturday evening will see us enjoying a social hour and 60th Birthday Banquet. Long time NER member Charlie Bettinger is putting together a display of NER items from the past 60 years which will be on display for all to see. If you have anything that is a part of our history Charlie would appreciate hearing from you. He can be reached at 860-643-5925. Saturday nights program after the banquet is still in the planning stage and we'll let you know about it and many other "in the works" plans in the near future.

Sunday morning will see the "Hub Awards Breakfast" at which time all winners of the Model Contest, Photo Contest and Raffle Winners will be announced. "Thrifty Sixty" will have its own special memento which you will be able to purchase and have delivered at the convention. We will be offering a Bar Mills HO Model of Motif #1, the Fisherman's building located in Rockport, Mass. Hub Member Charlie Nichol's was able to obtain drawings of the structure and Art Fahie will make a limited production run which will be the official 60th kit. Orders for these will be made at the time of registration for the convention. A limited supply of the kits will be available for those who are unable to attend the convention, and it is possible that other scales would be produced if demand warrants. It will be possible to purchase these kits by credit card through the Hub Division.

Sundays main event will be a Train Show headed up by Hub's Gerald Abegg and his experienced show staff. The show will kick off after the breakfast. There will be multiple events going on throughout the convention such as registration; contest rooms in operation; hospitality and other events still in the planning stage.

Save those dates, Thursday June 1 through Sunday June 4 to celebrate the NER's 60th Birthday, we'll see you there!



## GREENBURG SHOW

The Modular Group of HUB Division showed up at the Greenburg Show in Wilmington, MA earlier this year and ran a complicated modular layout with many interesting modules. Here is a random sampling of the fine workmanship that HUB members have put into these modules.





## Order Form - Hub Division Apparel

### Short Sleeve Shirts (\$25.00 each)

Wheat color shirt with Hub Division Logo and your name.

Sizes available: S M L XL XXL XXXL

Circle one option: With pocket Without pocket

### Name on shirt:

short sleeve shirt @\$25 Size: \_\_\_\_\_ Quantity: \_\_\_\_\_ Amount: \_\_\_\_\_

### Long Sleeve Sweatshirts (price depends on weight)

Wheat color sweatshirt with Hub Division Logo.

Sizes available: S M L XL XXL XXXL

7 oz weight @\$20 Size: \_\_\_\_\_ Quantity: \_\_\_\_\_ Amount: \_\_\_\_\_

9 oz weight @\$25 Size: \_\_\_\_\_ Quantity: \_\_\_\_\_ Amount: \_\_\_\_\_

11 oz weight @\$30 Size: \_\_\_\_\_ Quantity: \_\_\_\_\_ Amount: \_\_\_\_\_

### Name on shirt:

If you want it mailed to you, add \$5.95

S&H: \_\_\_\_\_

Total (Check Payable to The Hub Division, Inc.)

Total: \_\_\_\_\_

Your name: \_\_\_\_\_

Phone or email: \_\_\_\_\_

### Mail to:

Gerry Covino, Treasurer

The Hub Division, Inc.

P.O. Box 1154

Burlington, MA 01803-6154

You will be contacted if there are any questions with your order and you will be notified when your order arrives. People may pick up their orders at Railfun meetings or shows to avoid the additional mailing costs.

**IF YOU REQUEST MAILING  
PROVIDE YOUR ADDRESS.**

## HOLIDAY PARTY RESERVATIONS

### Common Market Restaurant

97 Willard Street, Quincy, MA 02169 (617-773-9532)

NAME (please print clearly) \_\_\_\_\_

ADDRESS \_\_\_\_\_

CITY, STATE, ZIP \_\_\_\_\_

PHONE OR EMAIL \_\_\_\_\_

Enter # of each entree

\_\_\_ Roast Prime Rib of Beef

\_\_\_ Grilled Swordfish

\_\_\_ Total meals @\$29.00 = \$ \_\_\_\_\_

Make check payable to **HUB Division, Inc.**

Mail to:

**Ken Belovarac**

**14 Lincoln Ave**

**Quincy, MA 02170**

**(617) 328-8248**

Meal includes garden salad, vegetable and potatoes, rolls, coffee, and dessert.

*RAILFUN.....*

*NO MOTIONS.....*

*NO SECONDS.....*

*NO BUSINESS.....*

*NO YAWNS.....*



HUB Division Headlight  
65 Branch Road  
East Bridgewater, MA 02333-1601