

HUB Headlight

HUB Division Inc., Northeastern Region, National Model Railroad Association - Volume 22 Number 3, Jan.-Feb. 2006
<http://www.hubdiv.org>

RAILFUN TIMETABLE

RAILFANNING IN THE WORCESTER AREA

By Jeff Turner

8 p.m., Friday, Jan 20, 2006
Cambridge School of Weston

Jeff will share some of his favorite photography spots and specifics of how to get to them. He has been photographing the contemporary railroad scene for several years now and has located a number of good observation spots, which are publicly accessible and provide some great picture taking opportunities. While he has traveled the whole North East Region, he will focus on the Worcester area, site of the NER Spring convention. There is a lot of rail action supplied by CSX, P&W, Amtrak and the MBTA, all within a small area. The city is also rich in history with a large restored downtown station on the old B&A line and the shops of a former passenger car company.

Jeff is a longtime resident of Worcester so he knows the area well and his award winning photography is well known among NER and HUB members. Come and preview Jeff's presentation, which will also be given at the NER Spring Convention. It is planned so that HUB members who plan to work and be a part of the Spring NER convention will not miss out on his talk.

A map to where HUB Division Railfun meetings are held is shown on page 8.

SCRATCHBUILDING A FREIGHT PLATFORM

By Rich Pitter

8 p.m., Friday, February 17, 2006
Cambridge School of Weston

Any modeled era from 1850 to the present can benefit from having one or more simple freight loading platforms beside sidings. This platform not only fits in any American railroad scene, but the project can help many modelers to overcome their reluctance to scratchbuild using wood. Of importance, this platform provides a new location for spotting freight cars without hogging a lot of space on your layout. Rich will present some general wood scratchbuilding techniques and then the group will embark on a fun-filled session of cutting, gluing, painting, and custom detailing their custom freight platforms. Platform placement alongside the track will also be discussed.

Those who wish to build a freight platform might bring basic tools (hobby saw, knife, cutting surface, straightedge, sand paper, and paint brushes). Some water-based paint will be provided but if you know what color you want your platform to be, bring that paint.

This is not a kit. Rich will provide ideas, plans, and materials, but each person will decide on how to build their own platform.

DESIGN AND CONSTRUCTION OF PROTOTYPE BUILDINGS FOR MODEL RAILROADERS


By William H. Barry, P.E.
8 p.m. Friday, March 17, 2006
Cambridge School of Weston

Have you ever asked: Why does that Railroad Station have a pitched roof and long overhangs? What are those raised brick areas for on that warehouse? Why are the tops of the windows arched on some masonry buildings and not others? What is the purpose of the bracing below the roof of a roundhouse? How are glass curtain walls held up on modern buildings?

These and other questions will be answered in this clinic, providing insight into how and why prototype buildings are built the way they are. Bill draws on his experience designing new buildings and retrofitting existing buildings. This clinic briefly introduces the general engineering concepts used in the design of buildings, but don't worry there won't be a test. Bill surveys the various materials common in building construction, including how their use has changed over time and is influenced by geography. The basic parts that make up buildings from roofs to columns will be discussed. Finally, prototype examples will be presented to explore how the buildings are built and how their structure influences their outward appearance.

SHANTY TALK

By Rudy Slovacek



It's a cold December day as I sit down to write, but fortunately I'm in the warmth of the shack with a steaming cup of Joe in my hand. This weekend my wife and I met a few old friends for dinner on Friday then on Saturday a friend stopped by to help decorate the tree. We watched the game and generally relaxed on this one of the more frantic weekends for shoppers in the holiday season. In my case I spent Saturday morning writing up checks for bill payments but what made it actually pleasurable was that I also gave to all my favorite charities at the same time. You know, public broadcasting, my old alma mater, and of course the HUB Division among others. It just puts such a glow on that, I hope it will last right through into the coming year.

Speaking of the coming year, have you remembered to send in your money and form for the Holiday party on January 7th? The Misses and I are all set there too. I find that, as I get older, time has a way of

sneaking up on me so I have to plan further and further ahead. Next thing you know it'll be Springfield!

Yes it's hard to believe the winter solstice is not even arrived as I write this, and yet I'm into next year. It will actually be a change for me as I am stepping down from both the HUB and the NER Boards of Directors for a reason I'll disclose shortly. Ah, but not before helping to get some younger and more energetic newcomers to run for

HELP WANTED

One overworked Railfun Coordinator seeks a willing assistant to help develop the program of activities and to learn the ropes. It involves picking what topics you'd like to see developed in the HUB's equivalent of *Model Railroader*. You needn't actually present the programs, but rather organize the talent and clinicians from our HUB pool to give clinics and presentations. Contact Rudy at 508-528-1011.

office. Curtis Nutt and Bill Roach have both agreed to run and will most likely give incumbents Skip and Jack a run for the office. Should be a good election this spring. Also Bill Barry has indicated he would like to represent Massachusetts and he's being courted by the NER as our candidate. It's time for a change and with it that eagerness and anticipation of youth as well as fresh new ideas to help us rejuvenate the hobby again. I for one embrace it; it is a crucial part of the life cycle of our organization.

As for myself, I need to rekindle my own interests in the hobby by improving my modeling skills, and spending more time organizing my basement so the hodge-podge of random assorted modules can become a real working layout. I just plain want to spend more time on those aspects of the hobby that I enjoy the most. Life is too short, so this old Alcophile warhorse is headed to the shop for some heavy duty maintenance and a rebuild. Well, gotta go, work beckons. So long until the next break and don't be a stranger to the Shanty.

ASST. MEMBERSHIP CHAIRMAN POSITION

Curtis Nutt, who is our membership chairman, seeks someone to assist him with duties, including design of new membership materials, as necessary, and manning the HUB Membership Table part-time during shows. The work at shows also gets you in to HUB sponsored shows for free. Send him an email at membership.chairman@hubdiv.org for more information.

This is a great way for people to become more active in the group and to contribute to the organization's benefit..

Hub Fall Show

By Gerry Covino

A much deserved thank you is hereby extended to all Hub Members who contributed to the success of our new Fall Show two-day format.

We had eight operating layouts at the event. This is a significant increase from previous shows. Our overall attendance increased even

though the snow reduced the number for Sunday. We also had more dealers and dealer tables who offered a wide variety of goodies for the enthusiastic hobbyists. Show Manager **Gerald Abegg** worked hard to make this part of the show a resounding success.

We offered clinics this year, which were interesting and well received by attendees. A special thank you is extended to our

clinicians for their contributions. Our Youth Build-a-Car program continues to be a resounding success. This year youngsters (and their parents) built over 300 cars!

Curtis Nutt, our membership chairman, and his workers continued to successfully promote the values of being a member of the NMRA. Eleven people signed up to join the Hub Division and NMRA.



And of course **Jim Harter** and our module group contributed to the success of the show by giving the public the hands-on thrill of operating multiple trains on the track with digital command control. Job well done!

Next year's show on December 2 and 3, 2006 will feature the same layouts and more. Two groups have already asked for us to include their layouts. The dealers who were present were excited about the continued growth of the show. All those we spoke to are planning to return next year. As a matter of fact, one dealer already signed next year's show contract and paid his table fee. Watch our website, where we will update our dealers list as we receive commitments.

The one part of our Show that has needed additional help is promotion. You all have heard my pleas for help in this area.

To that end I am pleased to announce that **Tim Garner** has stepped forward and volunteered to be our Show Promotion Chairperson. With Tim's expertise in Marketing, we anticipate that he will improve show publicity, and thus create greater public interest in the show. If you would like to help in this area, please feel free to contact Tim. He will certainly have things to do for anyone who wants to help.

See you all at the next Railfun meeting in January.



Hub Division Elections

By Gerry Covino

HUB Division will hold its next Board of Directors election at the Annual Meeting, which will be held in conjunction with the Railfun Meeting at the Cambridge School of Weston on Friday, April 21, 2006. The annual meeting will be conducted immediately preceding Railfun, so please plan to arrive promptly at 8:00 PM, so that we can conclude the necessary business activity and move on to our planned program.

The Nominating Committee presented the Slate of Candidates to the BOD as required by our By-Laws. The candidates are: **Jack Alexander, Bill Roach, Cameron (Skip) Farwell, and Curtis Nutt.** Nominations will also be accepted from the floor at the meeting. HUB Division By-Laws permit members who cannot attend the meeting to cast votes in advance or to name a proxy to vote on their behalf. Information on these procedures, biographies of the candidates, and any proposed By-Laws changes will appear in the next issue of the *Headlight*.

NATIONAL HERITAGE MUSEUM, LEXINGTON

On December 10-11, 2005, the HUB Modular Group operated at the National Heritage Museum, drawing a fine crowd and fascinating children and adults alike. This December display of the modular railroad has become a popular event for module members and Museum visitors alike. Unsuspecting parents were seen chiding their children, who reached for the candy kisses in gondola cars that magically stopped to offer their treats. Photo by Annie Covino.



HUB Division Upcoming Events

Jan. 7, 2006	HUB Holiday Party
Jan. 20, 2006	RAILFUN - 8:00 PM - Cambridge School of Weston
Jan. 28-29, 2006	HUB Modular Railroad, Amherst Show, West Springfield, MA
Feb. 8, 2006	Deadline for Submissions to Headlight
Feb. 17, 2006	RAILFUN - 8:00 PM - Cambridge School of Weston
Feb. 18-19, 2006	HUB Modular Railroad, Great Train Expo, Royal Plaza Trade Center, Fitchburg, MA (tentative)
Mar. 18, 2006	RAILFUN - 8:00 PM - Cambridge School of Weston
Apr. 1-2, 2006	HUB Modular Railroad, Great Train Expo, Shriner's Auditorium, Wilmington, MA (tentative)
Apr. 5, 2006	Deadline for Submissions to Headlight
Apr. 21, 2006	RAILFUN & ANNUAL MEETING - 8:00 PM - Cambridge School of Weston
May 19, 2006	RAILFUN - 8:00 PM - Cambridge School of Weston
June 1-4, 2006	NER Spring Convention, Worcester, MA
June 16, 2006	RAILFUN - 8:00 PM - Cambridge School of Weston

Module Shop Talk

By Jim Harter
Module Coordinator

To Hub Division, Inc. members and those just interested in trains.

In an effort to make more information available, there is now a location on the web for module and exhibit information. Please use the following URL to view proposed floor plans for any given show. We also plan to list those who will help as well.

<http://www.newenglandcustomrail.com/HubDivision/Hub%20Main.htm>

This link is a work in process, so if you have suggestions please send me a email at

harter@newenglandrail.com

One of the items that I hope to set up is the virtual tours area dealing with modules and home layouts. Eventually, it may either be hot-linked from the Hub Website or become part of the Hub Website.

Over the past two months, the Hub Division's Module Group has put on three exhibits. The first was at the Middlesex Canal Museum, where a small linear display of standard modules, another display in HO by Art Ellis, and G-scale layouts were displayed for the public. This was well attended. As a matter of fact, museum staff said it was the best Sunday they had ever had. Many of the children got to run the trains and fun was had by all.

The second module event was the Hub Show in Marlborough. Again a linear display was presented for the public to view. One thing we did a little differently was to use the shorter legs, like we use at Children's Hospital, in an effort to get the trains down closer to the children's eye level. We also did some testing of cars that came from the "Build a Car" area, and again fun was had by all.

The third event was the National Heritage Museum in Lexington MA. This year we exhibited a rectangular display with 25 modules. Friday's snow may have cut into the attendance this year because Sunday's attendance was larger than Saturday's. The majority

of our visitors were children. I would like to extend a special thanks to everyone who helped at these three events, especially to the newer members who were helping out for the first time. These events are only successful through your help.

Now we are faced with our largest show of the year, the Amherst Railway Society show, which will be held at the Eastern States Exposition in West Springfield, MA at the end of January. We will be exhibiting the largest number of modules our group has ever assembled at one time. Currently we have a few slots open, but not many. So, if you do not see your module listed on the web page, and you want to participate, then send me an email. We also need people to help with this show, especially in the running of trains and dispatching. With that in mind, volunteers please send me your names and when you are available to work.

Further in the future is the possibility of a show in Fitchburg MA in February and another in April at the Shiners Auditorium in Wilmington, MA. Look for requests for volunteers to be coming your way soon in an email.



A couple of years ago the B&M RR Historical Society had a few special sides made for Ambroid B&M wooden coaches. These were of the paired window style of windows. The Ambroid kits are of the evenly spaced window style. The B&M had both styles. Art Ellis was fortunate enough to be given a set of paired window sides and the picture is of his resulting model. Photo by Rich Pitter.

EXCHANGE TRACK

The *Headlight* provides information regarding events that may be of interest to Hub Division members, on an as-available basis. Groups interested in announcing shows and other events in the *Headlight* may contact Rich Pitter at editor@hubdiv.org. The following items were received recently. Although these are not Hub Division events, some members may be interested in them.

EXCHANGE TRACK
CAPE COD DINNER TRAIN
Recommended by Dick Towle

The Cape Cod Dinner Train provides a delightful opportunity for rail fans and modelers to have a fancy dinner while riding the rails. Joe Derouin, owner of Trackage Sales, has arranged a dinner train on Saturday, July 29, 2006 at 6 PM. The fare includes a 5-course meal. Proper dress is required. Dick Towle suggests that Hub Division members and their guests (especially wives) can fill a dining car of 60. The car is already half-subscribed to, so don't delay. The cost is \$63.95 per person, with \$25.00 deposit per person due before May 1, 2006.

People interested in joining the fun can contact Joe at 508-222-8724 or speak to him at Trackage Sales, 21 Pleasant St., Attleboro, MA02703.

EXCHANGE TRACK
MODEL RR HOBBY SHOW
Forwarded by Gerry Covino

The Wrentham Museum is holding its annual Model Railroad Hobby Show on January 7, 2006, from 10:00AM to 4:00 PM. There will be 100 dealer tables with everything for the model railroad enthusiast, plus a snack bar. Wrentham Museum will offer half-price admission to all Hobby Show ticket holders on the day of the show (offer only good that day). The Museum has a room dedicated to seven different model railroad layouts, as well as a special exhibit, *Snow Train to Bakersville*, a winter village G scale model display, and the new *Beavers: Creatures of Industry* exhibit.

The Model Railroad Hobby Show will be held at the Baker School on School Street in Wrentham, MA. The school is handicapped accessible. The show fee is \$5 for adults, \$1 for children 6-14, and \$10 for a family (under 6 free). The snow date for this event is set for January 8.

EXCHANGE TRACK
PETITION TO CHANGE NMRA CONTEST SCORING
Forwarded by Michael Tylick

In 1995, the scoring system for NMRA contests was changed. The new system reduced the maximum for Detail from 25 to 20 points and reduced the maximum for Scratchbuilding from 25 to 15 points. The maximum for Conformity was increased from 10 to 25 points. Members of the Lone Star Region believe that the new system greatly reduces the opportunity to compete with a freelance entry, no matter how well the entry may have been built. The term "conformity" remains mysterious, with few people able to define to what standard a model must conform in order to be considered well done.

We also believe that the reduction in points for Scratchbuilding reflects a lack of respect for the modeler who does the research and uses ingenuity to build without the benefits of a kit. A modeler who can build a kit, using pre-cut parts and explicit plans, then scratch build two or three small additions, can earn nearly as many points in that category as the modeler who puts in hundreds of hours determining how to cut and assemble an original model.

Following Jim Packer's article in *Scale Rails* (page 18, Sept. 2005), he received considerable encouragement from NMRA members supporting a petition to revert to the old scoring system. The proposed scoring for NMRA-sponsored contests and the Achievement Program are: Construction: 40 points; Detail: 25 points; Conformity: 10 points; Finish & Lettering: 25 points; and Scratchbuilding: 25 points.

NMRA members who want to sign this petition may link to the following site. Your name and member number are needed to digitally sign the petition: www.PetitionOnline.com/NMRA2005/petition.html



The Assabet River Rail Trail (ARRT)

By Bill Barry

On September 24, 2005, the Assabet River Rail Trail in Marlborough and Hudson was officially dedicated. The bike trail follows the former Marlborough branch of the B&M Railroad from downtown Marlborough through the town of Hudson to the town line with Stow. Although the railroad stopped operating many years ago, vestiges of it can still be seen. Starting at the end of the trail in Marlborough, you can see old trackside mill buildings. Further along the trail, you can find an old brick warehouse that had its own spur. After looping around the new Boston Scientific corporate campus, the trail slopes downhill and passes under the connector highway between I-290 and Rt. 85. Soon you come upon an old telltale and some interesting stone abutments of a now-demolished farmer's wooden bridge. After this, the trail crosses Rt. 85 and descends to the bridge over the Assabet River, a high steel trestle that was dismantled, repainted and reinstalled. A new timber deck for the bike path now rests on top of the girders where the bridge ties used to be. Adjacent to this bridge you can see an old mill that was served by the railroad. The mill site includes an old coal trestle spur. Further along the bike trail, you can see other areas of warehouses and industries that were served by the railroad. A new addition in this part of town is the B&M caboose, donated by the Edaville Railroad. This caboose is now a symbol used to identify the bike path. If you have some time and want to get some exercise while studying our railroading past, come visit the ARRT bike path in Marlborough and Hudson.



HUB Headlight

Volume 22, Number 3, January - February 2006

HUB Headlight, published by the HUB Division Inc., Northeastern Region, National Model Railroad Association, is issued in January, March, May, September and November. Contributions may be sent by email to the Editor or by mail to the Office Manager.

HUB Division Board of Directors

President

Mark Harlow
president@hubdiv.org

Vice President

Rich Johannes
vp@hubdiv.org

Treasurer

Gerry Covino
treasurer@hubdiv.org

Railfun Coordinator, NER MA Rep.

Rudy Slovacek
rslovacek@comcast.net

Jack Alexander
InterMtnPacific@yahoo.com

Show Manager

Gerald L. Abegg
showmanager@hubdiv.org

Skip Farwell
Batchawnabeer@comcast.net

Sue Zukowski
Zukowski@NewEnglandCustomRails.com

Mike Clements
mclements55@mindspring.com

Other HUB Division Leadership

Secretary

Ken Belovarac
Kenbelovarac@msn.com

Editor

Rich Pitter
editor@hubdiv.org

Module Superintendent

Jim Harter
Harter@NewEnglandCustomRails.com

Office Manager

Pete Watson
officemanager@hubdiv.org
65 Branch Road
East Bridgewater, MA 02333-1601

Membership Chairman

Curtis Nutt
Membership.chairman@hubdiv.org

Marketing Chairman

Tim Garner
Show.pr.chair@hubdiv.org

Librarian

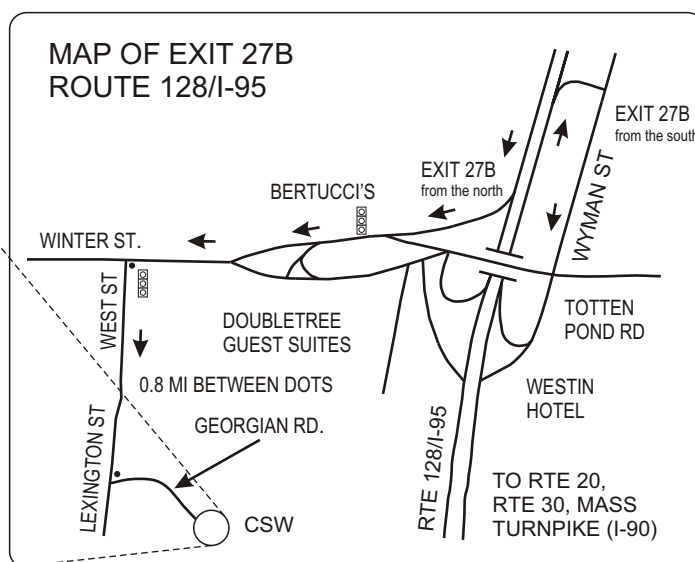
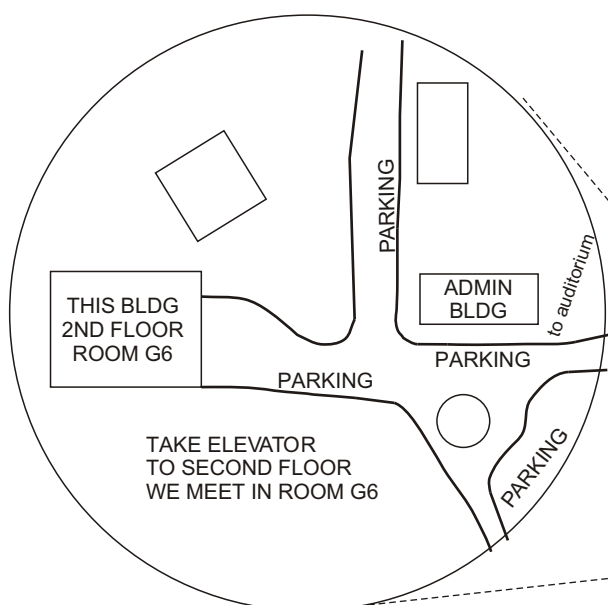
Harvey Humphrey

Membership: National Model Railroad Association Members residing within the boundaries of the HUB Division: zip codes 01400 through 02699. (Barnstable, Dukes, Essex, Franklin, Middlesex, Nantucket, Norfolk, Plymouth, Suffolk, and Worcester counties of Massachusetts.)

Headlight Printers

Versatile Printing Services, Inc.
Burlington, MA

MAP TO RAILFUN MEETINGS



MAP TO CAMBRIDGE SCHOOL OF WESTON

RAILFUN.....

NO MOTIONS.....

NO SECONDS.....

NO BUSINESS.....

NO YAWNS.....



HUB Division Headlight
65 Branch Road
East Bridgewater, MA 02333-1601