

# HUB Headlight

HUB Division Inc., Northeastern Region, National Model Railroad Association - Volume 28 Number 1, Sept. - Oct. 2011  
<http://www.hubdiv.org>

## RAILFUN TIMETABLE

### Boxcabs - The First Oil Electric Diesels

By Sam Berliner III

8 PM Friday, September 16, 2011  
Cambridge School of Weston

For our first fall meeting, Sam will give a highly illustrated presentation on Boxcabs, the earliest diesel locomotives (initially termed oil-electrics) and their predecessors and descendants. He'll focus on the Long Island Rail Road's first diesel locomotives, such as #401 of 1925, and the earliest road switcher. We'll also see some of the NY Central's large fleet of early Boxcab diesels and electrics as well as New Haven's electrics. Sam, a native of Manhattan, spent half of his early summers on Long Island and was a permanent resident there from 1945 until moving to West Medford this past July. He has a sizeable HO layout as well as an interest in Z-scale (1:220). We'd like to tell you more about his passion for super gigantic Schnabel cars but why don't you join us and meet him in person? See his website at <http://sbiii.com/home2.html#hobby>

*A map to Cambridge School of Weston appears on page 11.*

### ABS Signal Applications for The Atlas System

By Bill Powers

8 PM Friday, October 21, 2011  
Cambridge School of Weston

Bill will demonstrate how he used the Atlas Signal system to set up a series of working signals for controlling traffic flow on the Coastal Mountain Railroads linear layout. He will also show some of the simple modifications needed to make the Atlas system adaptable for powering working semaphores, searchlight and signal types other than the modern G type target currently marketed by Atlas. This is another in our series on Signals and Signaling which provides an alternative approach without the use of a computer and software.

### CSX Switching Puzzles By James Lincoln

8 PM Friday, November 18, 2011  
Cambridge School of Weston

As a conductor for CSX, James does not need to make up time-saver switching puzzles. He encounters such challenges on a routine daily basis in his work for one of the area's major freight haulers. From time to time we like to have individuals who actually work for the railroad visit and speak to us about their jobs. It not only puts us in touch with the human element but helps us gain a perspective on the how and why for the physical elements we model. So come join us as we welcome a real railroad man to tell us what it's like to work for CSX.

### Welcome

Welcome new and returning members to the 2011-2012 model railroading season. Please see the calendar on Page 4 for the full slate of activities planned for this season. The programs for the first three installments of RAILFUN are listed above. As always, these are open to all and guests are welcome. **John Lutz** is spearheading some new member activities and these are outlined on Pages 6 and 7. The HUB Module Group has a busy schedule planned, starting with the first show in Norwood. If you want to be involved with the module group, contact **David "Shack" Haralambou** to volunteer. Module kits are available to help get you started, see page 10 for the order form. The flyer for our big show, the

**New England Model Train Expo** is included here. If you would like more copies to post in your local community, please contact **John Lutz**. Mark your calendar for the Holiday Party January 7, 2012, it's always a good time, and we're in a new location on the north shore. If you haven't already, check out the NER convention happening in Warwick, RI the third weekend of October. Additionally in this issue you will find the first column by our new president, **Manny Escobar**, along with election results and appointments on page 2. An introduction to the HUB Library by **Gerald Abegg**, a great column by the one and only **Rudy Slovacek**; a story by the former *Headlight* editor **Rich Pitter** about his post-retirement layout efforts; and finally, see pages 10 and 11 for subscription, apparel, and name tag order forms.

## President's Car

by Manny Escobar

**A**nother year has gone and a new one has begun for the HUB Division. First, as your new president, I want to say thank you to the Board members for electing me as your President. I have a big boxcar to fill from past presidents.

This year we have several new faces in positions. **Bill Roach** is our new Vice-President; **Bill Barry**, Headlight editor; **Ray Barry**, RAILFUN Coordinator; **David "Shack" Haralambou**, Modular Coordinator; **Dick Johannes**, Expo Show Chair; **Mark Harlow**, Expo Show Manager; and **Gerald Abegg**, Librarian. As you see, quite a few members have come forward and filled these positions. I know that they will bring a fresh new look in their roles and continue the HUB traditions. I want to say *thank you* to all for stepping in and taking over; but, especially I want to thank our past managers and coordinators: **Rudy Slovacek**, **Richard Pitter**, **Jerome McDonald**, **Jeff Gerow** and **Dick Johannes**, for all their time and volunteering in this great hobby of ours. Please support them!

A few things to emphasize in case you missed hearing about them. The next NER Convention "The Roger Williams Express" is October 13-16, 2011 in Warwick, RI. and is hosted by the Little Rhody Division and the Nutmeg Division. Future NER Conventions include the 2013 convention to be hosted by the Seacoast Division and the 2014 convention to be co-hosted by the HUB Division and the Nutmeg Division. The New England Large Scale 2011 event was a great success and we hope to continue to support this annual event.

This year we plan to continue our membership growth, thanks to **John Lutz**, membership chair, and his assistant **Frank Sandstrum**. Thanks to **Dan Fretz** for continuing to bring new innovations to the HUB website; and, **Rudy Slovacek** for our model train donation program.

The modular group has a new venue to replace the Edaville Railroad three-day weekend show that will not be happening. We will miss having all those young families see what model railroading is all about. Something new coming up for the modular group is "Signaling". Shack and the modular signaling committee will keep us informed on the coming events and progress.

That's it for now. I will try to keep you all aware of any new ideas and happenings in the Division and hobby.

## HUB Division Library

Gerald Abegg, Librarian

**D**id you know the HUB Division has a Library? I didn't until President Dick Johannes called me last January and asked if I would take over the library. Well, after some time I was able to collect several satchels of VHS video tapes which constitute the library.

This summer I have been transferring each tape to DVD in order to make them more accessible with modern video equipment. The library consists of about 30 tapes, some of prototype operations and others of modeling. Some of the modeling tapes are devoted to specific techniques while others are video visits to well-known layouts such as George Selios' layout.

The board has approved funds to complete the transfers and to make the DVD's available by mail in special return-mail DVD mailers. This fall the library will be open with an electronic checkout desk and postal delivery. The detailed procedure and full listing of titles available will be posted on the HUB website. We expect that members will be able to order a disc via email, receive it in the mail, and the only cost will be the return postage of approximately \$1. Due to copyright limitations we cannot make multiple copies of each disc so circulation will be on a first come, first served basis with use time expected to be at least several weeks.

We also have a limited budget to expand and update the library so I would appreciate suggestions for purchases. In addition, we welcome donations of any video materials (tapes or DVD) you may have in your personal collection. If you have something to donate, please contact me at Librarian@hubdiv.org.

## Election Results

Bill Barry, Gerry Covino and Dan Fretz were re-elected to the Board of Directors at the April 2, 2011 Annual Meeting.

Manny Escobar was appointed President by the BOD on April 2, 2011.

## New Appointments

Bill Roach - Vice President

Bill Barry - Headlight Editor

Ray Barry - RAILFUN Coordinator

David "Shack" Haralambou - Module Coordinator

Expo Show Director - Dick Johannes

Expo Show Manager - Mark Harlow

Library - Gerald Abegg



## Shanty Talk

By Rudy Slovacek

It's a Monday that just feels good and it's long overdue. Although by the time you read this column several months will have passed. It began oddly enough when my normal fifty-minute Friday morning commute was stretched to over 3 hours on an inbound MBTA train from Franklin. We pushed an earlier disabled train into Boston using faulty MU cables. Guess they really do need to upgrade their aging locomotive fleet! Fortunately I had a contract to review, a newspaper to read and fellow passengers to talk to. But it was what followed that set the tone for my weekend. That evening I was among my Coastal Mountain Railroad friends helping to set up our layout for display in a local retirement community on Saturday and Sunday. The HUB Division Board meeting was also held at my house on Saturday night and my wife had prepared a rhubarb custard pie and strawberries with pound cake and ice cream as desserts. Even though I did not materially participate in the meeting, I had already submitted my RAILFUN report and previously helped the budget committee prepare for its presentation before the Board. Best

of all, my wife and I got to visit with former HUB President **Larry Madson** and his wife Carol, who were in town for a family member's graduation. There were some reminiscences of our Module group trip to Germany and catching up on life in Ohio as well as discussion of a possible trip for the 2014 convention in Cleveland. It certainly was nice to get together with distant friends and to bring back to other folks those fond memories of railroads past. So it was with a rejuvenated spirit that I approached what should have been just another dreary and damp Monday in mid-June.

Life has its bittersweet moments like the somber occasion of a wake for a friend's father. There we learned from **Bill Powers** that his dad had actually sold his family home in Niantic to the party which now runs it as a Funeral Parlor. Upon conclusion of the deal, his dad was overheard to remark, "Oh you haven't seen the last of me yet! I'll be back." And so he was. From that beautiful place, overlooking the water on a warm summer evening, and just a stone's throw from the catenaries serving the Acela, we all

just had to smile and chuckle. If you were ever fortunate enough to meet Bill's dad, as I was, you would know the "apple never falls far from the tree".

As model railroaders, we often focus on the trains, track and buildings, while giving scant attention to the actual people. But railroading is about people. It's about those who plan, build, operate, and maintain trains for the purpose of serving other people (those businessmen and passengers are customers). It's also about the people who live beside the tracks and at one time in America, that was quite a few, and still is. My home was located about a quarter-mile away from the old B&M Fitchburg line in Upstate NY where it paralleled and then met the D&H main up to Mechanicsville. I spent many happy hours walking down to, and along, those tracks, just waiting to see a train. Bill obviously grew up no more than a football field away from the New Haven Shoreline. And my wife lived next to the tracks in Ballston Lake where her family remembers those kind railroad employees who pitched ice out of the northbound trains. It was used in their family ice chest for storing perishables on hot summer days. Coal dropped from passing hoppers was scavenged to heat their home in winter. Why she even hopped a freight with her nephew but that's another story!

There will always be some individuals who try to classify us as coming from the "right" or the "wrong" side of the tracks. Me, I've never met a person from the "wrong" side of the tracks who had a true appreciation for the railroads and their people. So as you begin your modeling activities this next year, take a moment and consider modeling a 'people scene'. While you're at it, consider how you might model the true railroading spirit of "helping and serving other people." You can start by volunteering to help out your fellow HUB members.



## HUB Division Calendar of Events (Subject to Change)

### 2011

Sept 16 (Fri)	RAILFUN Meeting, 8:00 PM, Cambridge School of Weston, Weston, MA
Sept 17 (Sat)	Modular RR display at the Norwood Days festival, 76 Day Street, Norwood, MA
Oct 1 (Sat)	Submissions deadline for the HUB Headlight Nov-Dec issue.
Oct 1 (Sat)	Keystone Arch Bridge Trail Tour; 8:30 AM, Meet in Westfield, MA
Oct 2 (Sun)	[Tentative] Modular RR display at the Pepperell Siding Model Railroad Club Show & Open House, Pepperell, MA
Oct. 13-16 (Thurs-Sun)	2011 NER Convention: Roger Williams Express, Warwick, RI
Oct TBD	HUB Modular RR display at Children's Hospital, Boston, MA
Oct 21 (Fri)	RAILFUN Meeting, 8:00 PM, Cambridge School of Weston, Weston, MA
Nov 18 (Fri)	RAILFUN Meeting, 8:00 PM, Cambridge School of Weston, Weston, MA
Nov 19-20 (Sat-Sun)	Modular RR display at the Greenberg's Toy & Train Show, Shriner's Auditorium, Wilmington, MA
Dec 1 (Thurs)	Submissions deadline for the HUB Headlight Jan-Feb issue
Dec 3-4 (Sat-Sun)	The HUB-sponsored New England Model Train EXPO at the Best Western Royal Plaza Trade Center, Marlborough, MA
Dec 10-11 (Sat-Sun)	HUB Modular RR display at the National Heritage Museum, 33 Marrett Road, Lexington, MA

### 2012

Jan 7 (Sat)	HUB Holiday Party, 6:30 PM, at the Ship Restaurant, Lynnfield, MA
Jan 14-16 (Sat-Mon)	[Tentative] HUB Modular RR display at the Wenham Museum, Wenham, MA
Jan 20 (Fri)	HUB RAILFUN Meeting, 8:00 PM, Cambridge School of Weston, Weston, MA
Jan 28-29 (Sat-Sun)	HUB Modular RR display at the Amherst Railway Society's Big Railroad Hobby Show, Big-E Fairgrounds, West Springfield, MA
Feb 1 (Wed)	Submissions deadline for the HUB Headlight Mar-Apr issue
Feb 17 (Fri)	HUB RAILFUN Meeting, 8:00 PM, Cambridge School of Weston, Weston, MA
Mar 10 (Sat)	The HUB-sponsored Spring <i>TRAINing</i> show at the Taunton Inn & Conference Center (Holiday Inn), Taunton, MA HUB Division Annual Meeting and Election
Mar 16 (Fri)	HUB RAILFUN Meeting, 8:00 PM, Cambridge School of Weston, Weston, MA
Mar 24-25 (Sat-Sun)	HUB Modular RR display at the Greenberg's Toy & Train Show, Shriner's Auditorium, Wilmington, MA
Apr 1 (Sun)	Submissions deadline for the HUB Headlight May-June issue
Apr 20 (Fri)	HUB RAILFUN Meeting, 8:00 PM, Cambridge School of Weston, Weston, MA
May 18 (Fri)	HUB RAILFUN Meeting, 8:00 PM, Cambridge School of Weston, Weston, MA

#### The Providence and Worcester Railfan Club and Museum, Inc. 21st Annual Model Railroad Show

Sunday, September 18, 2011  
 Overlook Hotel and Reception Room  
 88 Masonic Home Road (Rt. 131), Charlton, Mass.  
 Time: 10:00 am - 3:00 pm  
 Admission: \$4.00 (under 12 free)  
 Featuring: model railroad dealers, operating layouts,  
 Operation Lifesaver and more!

[www.pwrfc.net](http://www.pwrfc.net)

The P&W RFC is a 501c(3) non-profit, tax-exempt organization

#### In Memoriam

**Harvey J. Humphrey**  
 1924-2011

Long time HUB Division member Harvey Humphrey passed away on July 15, 2011. Harvey served on the HUB Board of Directors from 1961 to 1962 and from 1975 to 1980. He was the HUB Librarian for many years. He gave many interesting clinics based on his time with ALCO. He will be missed.

## Layout Lessons

By Rich Pitter

After more than a dozen years of building only a HUB module kit, I finally have space for a layout. In May, I moved to Eugene, Oregon to retire. I miss the HUB Division activities and all my friends from the railroad group. The local NMRA division hasn't had any activities since I arrived, and only hosts a few activities each year. Nevertheless, thanks to Spring TRAINing events and Railfun speakers, I acquired a tremendous amount of knowledge while in Massachusetts. Now it is time to put that knowledge to work.

My space is a spare bedroom measuring 11'-0" by 12'-9", with a closet. It is not in the basement or attic or garage, so it is approximately 25 HO acres of prime territory for a layout. I have a load of scratch-built and kit structures that will finally get "planted" in a layout. I plan to build a two-level layout with a helix between the levels and LED lighting above both levels. We'll see if the full-fledged plan is implemented.

I wanted the upper track level and the lighting level above it to be cantilevered from the wall, if possible. This is my personal preference, having visited some very nice layouts where the first thing I noticed was the supporting posts blocking views of the lower level. I love Fenway Park, but I don't want to create a scene reminiscent of its "obstructed view" seats.

I screwed twenty shelving uprights into studs in the four walls and attached 19-inch shelf supports to hold up the lighting level and the upper level. The bottom level will be built on benchwork. I'm working from the top down, so if anything falls there will be minimal collateral damage. The lighting level, 88" above the floor, consists of 1/8" hardboard, 23 1/2" wide, stiffened with

1x2's. I'll add a 1x4 fascia for the LED's. The hardboard and shelf supports will be painted "Baby Blues," the same color as the HUB Modular Railroad backdrops.

The backdrop is more hardboard, to be painted Baby Blues. It is held off the wall with spacers, so that the vertical shelf supports are behind the backdrop. Rather than curve the hardboard at the corners, I'll have square corners that will be hidden by mountains.

Why all the fuss about lighting and backdrop? If I extended 2x2 posts up from the base level benchwork and skipped the upper level lighting, it would be much easier. I wanted some dust protection for the layout, so I will hang curtains from the lighting fascia and upper level track level to cut down dust. More important, I've seen some jewels of layouts in model railroading magazines, so I'm interested in creating a layout that captures the spirit of the place and time. I feel that I can do that better with backdrops and controlled lighting.

The upper level of track will consist of two pioneer boomtowns about 20' apart on the mainline, which will serve some mines and other industries. I will build sturdy but light trackwork and scenery at this level, where trackwork will be 60 to 68 inches above the floor.

The lower level trackwork will be supported by a benchwork frame with its bottom edge 34 inches off the floor. This will permit me to store things under the benchwork. One of the problems with two-level layouts is that one level, at least, must be a compromise from a viewing standpoint. I decided that I don't want people looking down on the boomtowns of the upper level. The scenery will slope upwards toward the wall, so views by eyes near track level or below it will not be impaired. The lower level will offer viewers and operators a bird's-eye view. It will hold the focal junction, main yard and staging area, so not seeing the trains and buildings from eye level will be compensated by better awareness of where trains and cars are on the track.

*(continued next page)*



*One corner under construction, showing shelving supports, hardboard backdrop and lighting*



## Layout Lessons (continued)

With my retirement, one might think I could build this layout in a jiffy. However, I packed all my tools for the cross-country move, and it took awhile to find most of them, so I didn't get started until July. I can't work on the construction full time. The retirement community we moved to has several activities each week and Diana is new to Oregon so we take weekly day trips. Additionally, work takes longer for me to do now than it did twenty years ago. As light as hardboard is, it is a challenge for me to lift it and hold it in place while I secure it to the wall. I could benefit by having one or two model railroad buffs helping with the construction, but I'll get the job done. It will take longer, because I work fewer hours a day at a slower pace and spend at least two days between work days to recuperate from the exertion. I tell myself that I'll get in shape in a month or two, and that working on the lower levels will be easier.

I'll continue to submit articles to the Headlight as construction progresses. If you have comments or questions, you may contact me at richpitter@aol.com.



*B&M 4108 passes under Rt. 1A as it enters Rowley, MA on James van Bokkelen's "B&M Eastern Route" layout. Photograph James van Bokkelen.*

## New Events for HUB Members

by John Lutz

**T**he HUB Division is planning some new and different events for its members this fall. The events will be held on weekends, which should make it easier for members to attend.

The first event will be a trip to the Keystone Arches railroad bridges in the Walnut Hill Wildlife Management Area in Middlefield, MA. The ten arches and associated structures were built for the Western Railroad in the 1830's and 40's. The Western Railroad ran from Worcester to East Greenbush near Albany, NY on the east side of the Hudson River. These were among the first keystone arch railroad bridges built in the U. S. When it was constructed, the railroad was the longest in the world (150 miles), highest in elevation (1458 ft. at maximum elevation) and the first mountain climbing railroad in the world. At the time it was built, the Western's bridge over the Connecticut River was the world's longest.

Major George Washington Whistler, father of artist James McNeil Whistler, surveyed a route over the Berkshire Mountains in 1835. By following the West Branch of the Westfield River, Major Whistler found the route with the lowest altitude across the Berkshires. The railroad was completed in 1841.

The Western Railroad became the Boston & Albany, then NYC, Penn Central, Conrail, and finally CSX. Today, the arches in current use are double tracked and carry CSX freights and Amtrak between Boston and Albany.

Additional info about this event can be found on Page 7.

The second event will encompass 5-10 operating sessions at various locations in the HUB, Seacoast and Little Rhody Divisions. The hosts are still being lined up. Dates will vary depending on the host's availability. If oversubscribed, preference will be given to beginner operators. **John Lutz** is organizing this event and he can be reached at 978-468-6648 or at membership.chairman@hubdiv.org.

The third event would be a visit to a manufacturer of items of interest to modelers. Currently, **Mike Tylick** is approaching manufacturers to set up this event.

In order to keep expenses at a minimum, the plan for all events is to carpool for transportation.

Please note that additional information for these events will be announced on the HUB guesswork mailing list. If you want to be added to the mailing list, please send an e-mail request to the HUB office manager, **Pete Watson**, at officemanager@hubdiv.org. The guesswork list is set up so that only addressees on the list can post to the list, which eliminates spam issues.

## Keystone Arch Bridge Trail Tour

8:30 AM October 1, 2011

**T**his tour will follow the Keystone Arch Bridge Trail (KAB) to see the arches, the Westfield River and the CSX double track main line.

- Transportation to Westfield is by carpool. Attendees can set up their own carpool or John Lutz will put groups together. Westfield is one city past West Springfield. Access is off the Mass Pike at Exit 3.
- We will meet in Westfield at 8:30 AM to minimize the number of cars needed to get the group to the start of the Keystone Arch Bridge Trail in Chester - a trip of 45 min. Current plans are to meet in the parking lot at the corner of Franklin Street and Elm Street in Westfield. Across Franklin Street from the parking lot is a CVS which is at 208 Elm Street.
- The KAB trail is approximately 2½ miles long and the round trip is approximately 3-4 hours. This will be a leisurely walk and allows time for photos and stopping to watch passing trains. The KAB is at the approximate elevation of the CSX tracks and the Westfield River is approximately 70 feet below the tracks.
- Unfortunately the KAB is not handicap accessible.
- Children under 12 are not recommended for this event. Should they come, young children must be carefully restrained because the KAB trail is close to the CSX main line and there is no fence between the KAB and the track.
- Please bring your own lunch and drinking water, soft drinks, etc. and of course don't forget your camera.

- Dress appropriately for a fall day in the New England woods. Rain gear may be appropriate as well as a warm jacket and hiking-type footwear. The trail is roughly maintained and has some rocky sections.
- The Chester Railway Station and Museum in Chester is not open on weekends but we may be able to hire a knowledgeable guide for the KAB trail, and he would be able to get us into the Museum. The trail guide and Museum entrance fee would not exceed \$10.00. If the cost is found to be more than this, we will probably not hire the guide.
- We plan to return to Chester about 2:30 PM. If we visit the museum and other historic rail sites in Chester that may take another hour or so.
- **John Lutz** is organizing this event. If you would like to attend, his email address is [Membership.chairman@hubdiv.org](mailto:Membership.chairman@hubdiv.org) and his phone number is 978-468-6648.

## Model Train Donations

by Rudy Slovacek

**I**f you have, or know of others who have, model train items no longer used or are thinking of thinning a collection please consider donating them to the HUB Division as a possible tax deduction. We are a 501(c)3 non-profit organization and can accept such charitable contributions. All that's required is that you supply us a list of the items along with your clearly marked name and address when those items are donated. You'll receive a receipt from our treasurer where you may then value and possibly take a deduction on your income tax. The HUB division will sell those items at either its spring or fall show and use the money for its educational programs and activities for public benefit. It's a win-win situation. You clean out your attic, garage or basement of model trains and get a tax deduction. We are able to put those items in the hands of people who can actually use them and help support our programs. Contact Rudy Slovacek at [rslovacek@verizon.net](mailto:rslovacek@verizon.net) or evenings by phone 508-528-1011.



*Rudy Slovacek and Dan Fretz operate on Don Howd's "Dividing Creek Railroad" as Past NER President Glenn Glasstetter looks on. Photograph by John Lutz.*



## Treasurer's Report

By Gerry Covino

I am pleased to report that the Division continues to provide and expand programs that support our mission with our dedicated volunteers while continuing to maintain a solid financial position. Even in the throws of a prolonged downturn in our economy, our Division continues to flourish financially as witnessed in the statement presented below.

The primary contributing factors are the generosity of our members, through their time commitments that support our programs, and the friends of the HUB Division who contribute numerous small donations as we continue to promote the HUB as a non-profit organization. The programs we offer continue to provide revenue that helps offset the costs associated with their success. The Spring *TRAINing* event, under the leadership of **Pete Watson** and **Manny Escobar** continues to pay for itself while expanding this educational program. The Module Group continues to deliver enjoyment to many modelers while receiving honorariums that help defray the cost associated with providing the program. RAILFUN continues to grow in popularity through the efforts of **Rudy Slovacek** as we broaden our outreach to members and the public.

Our major fundraising event, the "**New England Model Train EXPO**", significantly grew in attendance this year. Through the efforts of **Jerome McDonald**, **Mark Harlow**, our army of volunteers and you, our members, we experienced another show with income that exceeded budgeted projections as we further controlled show expenses. Speaking for the Board of Directors, we are extremely grateful and very much appreciate the effort and support you provide with the many volunteer hours required to staff this two-day event. The Board asks that you continue your time commitment supporting both days of the show with a minimum of one hour each day and we continue to thank you by providing you admission to the show.

As we commence our new fiscal year, the Board has again approved funding for the Spring *TRAINing* event. This includes funds to attract another star "clinician" from the modeling world to be featured at this event who can share knowledge and modeling experience with our members and hopefully future NMRA members. This event serves the mandate of our organization as an "educational organization", allowing the Division to present training sessions ("clinics") that teach participants ways to improve their modeling techniques. It also serves

to promote the history of railroading by providing an opportunity for the public to see trains in action as they view operating railroads and by seeking information from persons behind those layouts. This year we will see many new faces in leadership positions providing new vision for enhancing our program offerings. We encourage everyone to enjoy the upcoming season and to be an active participant in all the HUB's programs.

Finally the Board continues to encourage each of you to make or continue making an annual financial contribution to the HUB Division and maybe consider leaving part of your railroad collection to the HUB. **The HUB Division is a registered 501(c)3 Non-Profit organization.** This means your contributions to the HUB, as with other non-profit organizations, in most cases is tax deductible on your federal income tax. You will see a form in this issue of the Headlight for your use to make your contribution. We ask you to add the HUB to your list of favorite charities that you financially support. Your financial support as well as your volunteer support will continue to ensure the ongoing success of the organization and the programs we offer to you and to new members. Your continued generosity is greatly appreciated.

*Have a great modeling year!*

### Financial Report - Year Ended June 30, 2011

Revenue - All Sources	\$ 49,807.00
Expenses	45,159.00
Change in Cash Position	\$ 4,648.00

### Year-end Account Balances

Checkbook	\$ 2,954.63
Unrestricted Savings Account	847.90
Restricted Life Accounts	20,944.70
Other Accounts	843.71
Total Year-end Funds Available	\$ 25,590.94

### Message from the Editor

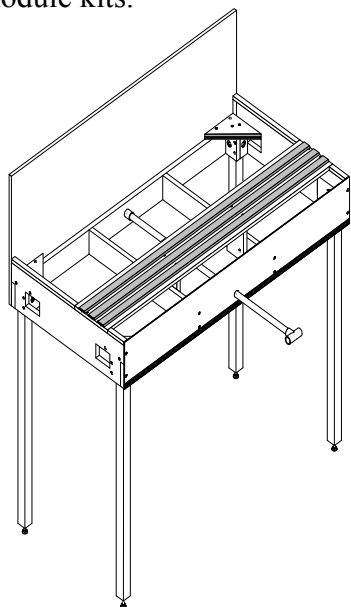
This is my first issue as your editor and I hope it has turned out to your liking. For now I have maintained the format developed by Rich Pitter, although I am working in a completely different software program. In the future, I plan to make cosmetic changes to the Headlight and I would really appreciate hearing from all of you. Please let me know what you like about the current Headlight format and what you would like to see changed or added. Please email me at [editor@hubdiv.org](mailto:editor@hubdiv.org)





### HUB Module Kits Available

The HUB Division offers to its members a complete packaged module kit for \$155. The kit has everything you need, including all precut lumber, hardware, a complete wiring harness for the DCC and inter-module connections, a panel jack and wire, and even roadbed and the track! A module is the perfect solution if you do not have the space for a full-size layout or just want to experiment or learn new techniques without committing the time and money to a larger setup. Please contact Mark Harlow at [modulekits@hubdiv.org](mailto:modulekits@hubdiv.org) with additional questions and to order the module kits.



*Looking from Rowley toward the Route 1A overpass on James van Bokkelen's "B&M Eastern Route" layout. Photograph by James van Bokkelen.*

### HEADLIGHT Subscription Form - HUB Division, Inc. - NER/NMRA

I enclose \$6 for a subscription to the HUB Headlight for 2011-12.

Name \_\_\_\_\_

Address \_\_\_\_\_

City \_\_\_\_\_ State \_\_\_\_\_ Zip \_\_\_\_\_

Make checks payable to:  
HUB Division, Inc.

Mail to: Gerry Covino, Treasurer  
The HUB Division, Inc.  
P.O. Box 1154  
Burlington, MA 01803-6154

*To order or renew subscriptions by credit card, send and email to [Treasurer@hubdiv.org](mailto:Treasurer@hubdiv.org) and an electronic invoice will be sent to you.*



# HUB Headlight

Volume 28, Number 1, September - October, 2011

**HUB Headlight**, published by the HUB Division Inc., Northeastern Region, National Model Railroad Association, is issued in January, March, May, September and November. Contributions may be sent by email to the Editor or by mail to the Office Manager.

**President**  
Manny Escobar  
president@hubdiv.org

**Vice President**  
Bill Roach  
vp@hubdiv.org

**Webmaster**  
Dan Fretz  
Webmaster@hubdiv.org

## HUB Division Board of Directors

**NMRA NER Representative**  
**Headlight Editor**  
Bill Barry  
Editor@hubdiv.org

Ron Noret  
HUBboard3@hubdiv.org

Lenny Pinaud  
HUBboard4@hubdiv.org

**Office Manager**  
Pete Watson  
Officemanager@hubdiv.org  
65 Branch Road  
East Bridgewater, MA 02333-1601

**Treasurer**  
Gerry Covino  
Treasurer@hubdiv.org

**Model Train Expo Show Director**  
Dick Johannes  
nemtedir@hubdiv.org

**Secretary**  
Ken Belovarac  
Secretary@hubdiv.org

**Railfun Coordinator**  
Ray Barry  
Railfun.coordinator@hubdiv.org

**Module Coordinator**  
David "Shack" Haralambou  
ModuleCoordinator@hubdiv.org

## Other HUB Division Leadership

**Membership Chairman**  
John Lutz  
Membership.chairman@hubdiv.org

**Librarian**  
Gerald Abegg  
Librarian@hubdiv.org

**Model Train Expo Business Manager**  
Mark Harlow  
nemte@hubdiv.org

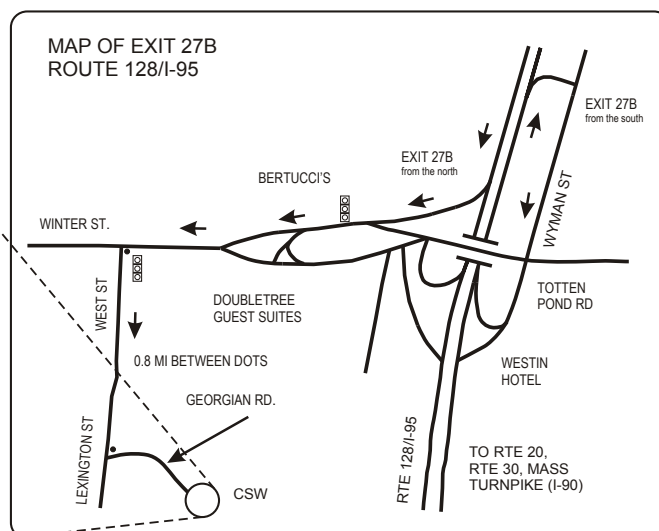
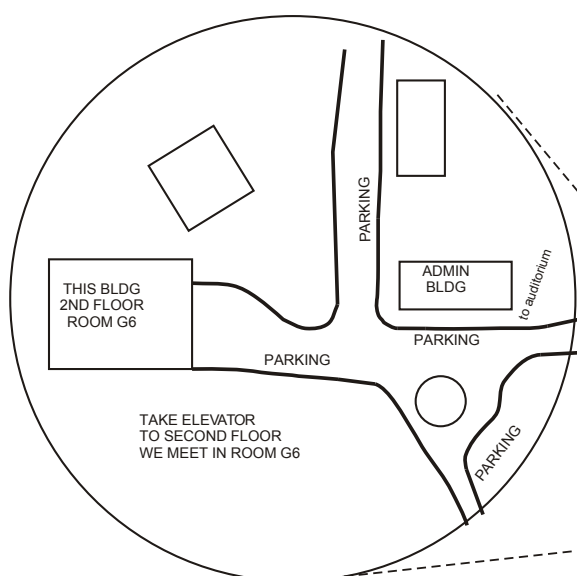
**Director-Public Relations**  
Tim Garner  
prdirector@hubdiv.org

**NMRA AP Chairman**  
Don Howd  
Hub.ap.chair@hubdiv.org

**Membership:** National Model Railroad Association Members residing within the boundaries of the HUB Division: zip codes 01400 through 02699. (Barnstable, Dukes, Essex, Franklin, Middlesex, Nantucket, Norfolk, Plymouth, Suffolk, and Worcester counties of Massachusetts.)

**Headlight Printers**  
Versatile Printing Services, LLC  
Burlington, MA

## MAP TO RAILFUN MEETINGS



MAP TO CAMBRIDGE SCHOOL OF WESTON