

# *HUB Headlight*

HUB Division Inc., Northeastern Region, National Model Railroad Association - Volume 29 Number 2, November - December 2012  
<http://www.hubdiv.org>

---

## *RAILFUN TIMETABLE*

### **Hands-on Clinic: Kitbashing Structures**

**By Ray Barry**

8 PM Friday, November 16, 2012  
Cambridge School of Weston

### **Hands-on Clinic: Weathering Freight Cars**

**By HUB Division Members**

8 PM Friday, January 18, 2013  
Cambridge School of Weston

### **Presentation: NMRA's Achievement Program**

**By Don Howd, MMR**

8 PM Friday, February 15, 2013  
Cambridge School of Weston

Attendees of the April 20, 2012 RAILFUN meeting learned how to build a Design Preservations Model (DPM) styrene structure. The structures that we built were small enough to easily fit on a layout. However, what do you do when you need a structure to fit into an odd size piece of layout real estate, or a section of a building up against a backdrop to convey a sense of depth? By thinking "outside the box," you can readily modify a kit structure to fit any size open lot on your layout or module. In this session, you will learn tips and tricks to modify (a.k.a. "kitbash") a styrene kit to fit any size space. Participants will then have an opportunity to apply this knowledge by kitbashing their own plastic kit, or we will have plastic kits available for a \$5.00 charge. Please bring the following supplies: an x-acto knife, scissors, tweezers, files, side cutting pliers (rail nippers or a sprue cutter), liquid plastic cement and 100-grit sandpaper. We will provide the rest of the materials and supplies. If you are buying a kit, we ask that you either bring exact change or a check made payable to the The HUB Division, Inc.

**Homework Assignment #1** (Due February 15, 2013) - Kitbash a structure at home or complete this clinic's kitbashing project at home and bring it to the February 15 meeting where it will be judged in a kitbashing contest.

Participants will learn tips and tricks for weathering freight cars from HUB Division members and can then apply this knowledge by weathering freight cars that they bring to this meeting. We will also review some of today's options for weathering materials, and discuss regional and era-specific weathering characteristics. Please bring a selection of small paintbrushes, rag, razor saw, sand paper, and hobby knife along with any weathering supplies that you may have. You should also bring at least one inexpensive freight car that you will weather at this clinic. We will provide the rest of the materials and supplies.

**Homework Assignment #2** (Due February 15, 2013) - Weather one of your own freight cars and bring it to the February 15 meeting where they will be judged in a weathered freight car contest.

---

*The map to Cambridge School of Weston appears on page 11.*


---

HUB Division member and NMRA Master Model Railroader, Don Howd, will review the NMRA's Achievement Program and discuss how pursuing various AP certificates will help you learn and master various aspects of model railroading. To qualify as a Master Model Railroader (MMR), you must earn a minimum of 7 AP (Achievement Program) certificates. If you are not sure about pursuing the MMR certificate, then you may be interested learning about the Golden Spike Award. HUB Division members Richard Chase and Russ Norris were both recently presented with their Golden Spike Awards. Don will also review the Achievement Program Judging Guidelines and how rolling stock and structures are judged at NMRA Judged Model Contests. Following this discussion, Don will then judge the weathered freight cars and kitbashed structures that you bring to this meeting (your homework assignments from the two previous meetings).

---

## **Fall Show Call for Volunteers**

The HUB Division hosts the New England Model Train EXPO on December 1 & 2. This show is the HUB Division's major annual fundraising event. The funds raised are used for modular layout maintenance, repairs and upgrades, for RAILFUN expenses, for Headlight production and mailing, and for other HUB Division projects. Members are strongly encouraged to contact Dick Johannes at (617) 791-8263 or [nemtedir@hubdiv.org](mailto:nemtedir@hubdiv.org) and volunteer for at least one hour on Saturday and on Sunday. You may request assignments at the white elephant table, membership table, build-a-car kit, or the door.



## THE PRESIDENT'S CAR

by Manny Escobar

Our season has started and is in full loco motion. Our first couple of modular displays and RAILFUN were a success, and both were well attended. Now let's look forward to our upcoming New England Model Train Expo show, on December 1 & 2, 2012. This is our show, all we need to make this happen is – you guessed it – volunteers.

We need to tap into our membership for volunteers to make this work. Remember, "Volunteers are the heart of any organization." In the next month we will be notifying our members of volunteer opportunities, so please consider volunteering your time, a little or as much as you can. Volunteering takes many forms and can be performed by anyone with his or her own unique set of skills.

As volunteers, you are a vital resource. You are also learning all the different aspects of our hobby and you develop camaraderie with your fellow model railroaders. We welcome and value your involvement and appreciate your unique and special contribution to our organization.

Join us now in fulfilling our organization's mission to support, educate and foster model railroading by volunteering in our programs and shows.

Don't forget that November is "**National Model Railroad Month**," participate by promoting our hobby. Bring a train to work, bring a friend to our modular train display or to a train show. There is a free, self-guided model railroad Open House, "**Tour-de-Chooch**" Saturday and Sunday, November 24-25, 2012, 9:00 AM to

4:00 PM. See our website [www.hubdiv.org/schedule](http://www.hubdiv.org/schedule) and download the event flyer.

The holidays and the New Year will be upon us soon; remember that we will have our holiday dinner party on Saturday, January 5, 2013 at **Focaccia Ristorante**, 2 Lowell Street, Wilmington, MA. This year will be an early start at 5:30 PM for refreshments, dinner and our traditional Yankee Swap. Please join us for our belated holiday spirit event.

Hope to see you soon at any one of the events. For now, have a safe and joyful holiday season.

*Keep on chugging!*



*Dan Fretz gets ready to capture some action from the pedestrian bridge. Photograph by Bill Barry*



On Saturday afternoon, Dan Fretz, John Lutz and I went train spotting at the DeWitt yard. This is a major yard on the East-West main line of the former New York Central through New York, now part of CSX. We found the pedestrian overpass at the east end of the yard and caught a series of trains heading in each direction in rapid succession. We saw two stack trains, a unit tank train, a maintenance-of-way train and an Amtrak train, all within the span of about 20 minutes. The experience of a freight going by only inches below your feet resting on an open grating is quite exhilarating.

(Continued Page 7)

*A maintenance-of-way train enters DeWitt yard from the east while a stack train heads out. Photograph by Bill Barry.*

## Empire Junction NER Convention

by Bill Barry

The NER had another annual convention. This one hosted by the Central New York Division in Syracuse, NY, on September 6 to 9.

The convention was somewhat a repeat of the excellent convention this same division hosted in 2008. They offered so much last time that I never made it to a single clinic. This time I made it to some clinics and did a full slate of three excellent operating sessions. Sadly, the host of one of those operating sessions, Dick Martini, passed away on the Wednesday after the convention due to complications following surgery. More information about Dick can be found in the NER Coupler and Central New York Division's October Red Markers newsletter.





## Shanty Talk: Leaves and Wood Smoke

by Rudy Slovacek

In my last column I covered our lazy summer pastimes and railroading but now it's time we turn to fall. New England is about a change of seasons and I don't know about you but for me Fall is absolutely the busiest time of year. The grass seems to grow faster with a little moisture, cool nights and warm days and mowing and leaf removal are ongoing tasks. Fortunately I was able to attend to this just before I left for Syracuse and the NER convention.

While there I managed to operate three excellent model railroads: Jim Heidt's Ogdensburg and Norwood, Bernie Messenger's Mohawk Valley Southern and Drew James' Canada Spokane & Pacific. I also attended several clinics on the NYC through upstate New York.

On the intervening weekend, I got a couple of peeling window sashes painted before my wife and I headed off to Saratoga for a family wedding on her side. It was also a time to touch base with my Dad, who celebrated his 88th birthday, and to see my sisters and brother. It was the first time I rode the carousel in Congress Park and saw the gardens, fountains and statues after their renovation.

While most people think of Saratoga as the major recreation draw of the Southern Adirondacks with its spas and horse racing, it was not always so. In fact, the first healing waters were discovered just south in Ballston Spa

(now the poorer cousin). It was not until the horse racing and casinos were introduced in Saratoga that it became the desirable upstate vacation spot of the rich and famous, accessible by train or trolley before prohibition and the rise of automobiles.

But I am neither rich nor famous, so instead, with family I reminisced and laughed around a fire pit on a cool Friday evening with the smell of wood smoke in the air. The rain held off on Saturday with bright sun for the entire wedding and the following day we stopped at that "Farm" my grandfather started when he came over from Czechoslovakia. The apple orchard is now run by his granddaughters (my cousins) and I must say the apples tasted just as delicious as I remembered them. You can still hear the train horn down in the valley when it blows for the crossing in Ballston Lake.

This past weekend it was off to Hopedale (on the Grafton and Upton) to set up our layout at a retirement home as part of the town's Oktoberfest. We had nearly 100 people through the door and we made a point to focus on steam power since that is what most of the residents recalled from their younger days.

September is already gone now and we'll be entertaining family for the Columbus Day weekend. In this case it will be the fall foliage that we will stop to enjoy during a walk through the local Audubon preserve. It is also a time when railfans and model railroaders alike can take to the woods by following some of those "Rails to Trail's pathways. As the leaves drop, our views expand to sometimes catch old buildings and or structures exposed along the right of way. As you close your eyes and smell the wood smoke, you can almost imagine some of those early wood-burning locomotives clattering along the rails through the woods.

The tempo of my fall activity will just keep increasing like the bark of an accelerating steam engine. I've planned to ride the fall special from Saratoga to

North Creek on which "The Bridge Line Historical Society" has chartered a car with the SNC operator of that old "D&H" line. After another model railroad display at a retirement home in mid-October, my wife and I are headed up to Malone, NY, for the burial of a family member's ashes in the church cemetery there. For you railroad history buffs it was once the location of major switching yards for the NYC and Rutland Railroads. You can bet I'll be taking my camera along and I'll try to read up on the local history before I go.

I will begin November with a trip to Jaffrey, NH, where an old friend's son will be married. Jaffrey was also connected with the rest of New England by rail in earlier times. By the time you read this column I will have completed my whirlwind fall tour and it will be time to help the HUB set up for the Greenberg Show and, more importantly, our own fall show.

(Continued Next Page)



*The trolley shelter is a protected waiting structure for school children who boarded the trolley that went between Ballston Spa and Middle Grove, NY.*

*Photograph by Rudy Slovacek.*

## Shanty Talk: Leaves and Wood Smoke

Continued

If you are new to my column you may notice how railroading seems to be entwined with my life. Perhaps it's because both my wife and I grew up not far from the tracks. Such is true of New England as a lot of railroads ran through the small communities here. I can think of no better time to start exploring the many rail-paths that crisscrossed our region of the country. And while you are at it, why not take a moment to enjoy the fall foliage while relaxing on a train? Boston still has, in my mind, one of the better Metropolitan Train and Trolley transport systems in its MBTA. I know, I ride it every day to work. So all you model railroaders and railfans alike, give thanks for this beautiful season and plan on volunteering to give back some of your time at the HUB Divisions New England Model Train EXPO in December. I'll see you there.



*The NYC overpass is the railroad bridge over the old Balltown road on the Niskayuna side of the Rexford bridge. It serves the rail trail on the now abandoned roadbed.*

*Photograph by Rudy Slovacek.*

## Holiday Lights and Hot Chocolate

7 PM Saturday, December 15, 2012

The HUB Division is planning a winter evening viewing the wonderful decorations and working displays that our member Dick Ball displays on his street every year between Thanksgiving and New Year's Day. The HUB Division will supply the hot chocolate for kids and coffee for adults and we hope that members, especially those with young children, can join us for a wonderful evening of fun. The date is Saturday, December 15 from 7 PM to 9 PM and the location is 110 Regal Street, Holliston, MA.

## HUB Division Calendar of Events (Subject to Change)

### 2012

Nov 4 (Sun)	HUB Modular Railroad display at the Bedford Boomer Exhibition, McKelvie Intermediate School, 108 Liberty Hill Road, Bedford, NH
Nov 12 (Mon)	HUB Modular Railroad display at Children's Hospital, Boston, MA
Nov 16 (Fri)	HUB RAILFUN Meeting, 8 PM, Cambridge School of Weston, Weston, MA
Nov 17-18 (Sat-Sun)	HUB Modular Railroad display at the Greenberg's Toy & Train Show, Shriner's Auditorium, Wilmington, MA
Dec 1-2 (Sat-Sun)	The HUB-sponsored New England Model Train EXPO at the Best Western Royal Plaza Trade Center, Marlborough, MA
Dec 4 (Tues)	Submissions deadline for the HUB Headlight Jan-Feb issue
Dec 8-9 (Sat-Sun)	HUB Modular Railroad display at the National Heritage Museum, 33 Marrett Road, Lexington, MA
Dec 15 (Sat)	Holiday Lights and Hot Chocolate, 7 PM to 9 PM, Holliston, MA

### 2013

Jan 5 (Sat)	HUB Holiday Party. Menu and signup details can be found on Page 8.
Jan 18 (Fri)	HUB RAILFUN Meeting, 8 PM, Cambridge School of Weston, Weston, MA
Jan 19-21 (Sat-Mon)	HUB Modular Railroad display at the Wenham Museum, Wenham, MA
Jan 26-27 (Sat-Sun)	HUB Modular Railroad display at the Amherst Railway Society's Big Railroad Hobby Show, Big-E Fairgrounds, West Springfield, MA
Feb 1 (Fri)	Submissions deadline for the HUB Headlight Mar-Apr issue
Feb 15 (Fri)	HUB RAILFUN Meeting, 8 PM, Cambridge School of Weston, Weston, MA
Mar 9 (Sat)	The HUB-sponsored Spring TRAINing show at the Holiday Inn, Peabody, MA
Mar 9 (Sat)	HUB Division Annual Meeting and Election after Spring TRAINing show



## A Train Elevator

by Rich Pitter

*Our former Editor updates us on the construction of his HO layout.*

One of the design elements that must be included in every multi-level layout is how trains will get from one level to another. In my design phase, I deftly tucked a helix into a corner. I was proud of that until I realized that it would not work. For awhile I was despondent. I had already built most of the benchwork and didn't want to tear things out, if possible. The track plan had lots of things I wanted. It looked like I'd have to bite the bullet and deal with two separate layouts.

I found several whole-train elevators online, which raised and lowered trains from six- to eight-foot long. I only needed an elevator that could handle three-foot long trains. I am modeling the 1875 western era, with silver mining, wood/lumber hauling, towns that require goods, and a few industries that have products to ship out. My 2-6-0's and 4-4-0's are short engines. The freight cars are 24- to 32-scale-feet long and passenger cars are 40 feet long. I designed the layout with 36-inch long passing sidings and eight-inch diameter turntables to get the most bang for my square foot of layout space. I will run

six- or seven-car trains, which is consistent with what those prototype locomotives could handle.

My layout levels are separated vertically by 21-inches. I wanted the elevator to rise almost 24-inches. I found a drawer glide that supports drawers of up to 100 pounds and can be extended 24-inches. I mounted the glides on a vertical 2x4-foot piece of ¾-inch plywood. I then mounted 1x2's on the glides and fastened a ½-inch plywood backplate to the 1x2's. The train ledge was made from 1x4 pine set into a routed groove in the backplate. The backplate and train ledge are both 40 inches long.

The elevator was attached to benchwork that I designed to accommodate it. Four 2x2 posts were framed in a rectangle with 5-inches of clearance between the posts on the short side, enough for train clearance into and out of the elevator track, and 48 inches between the outsides of the posts on the long side, for mounting the train elevator.

I have more work to do on the elevator. It will have counterweights and will be driven by a small motor. Conceptually, the train will go into a tunnel to get to the elevator. The train will stop on the elevator and the operator will raise or lower the elevator to the other level, then drive the train out of the tunnel to continue on its way.

## Model Train Donations Wanted


by Rudy Slovacek

If you have, or know of others who have, Model Train items no longer being used or are thinking of thinning a collection please consider donating them to the HUB Division as a possible tax deduction. We are a 501(c)3 non profit organization and can accept such charitable contributions.

All that is required is that you supply us a with list of the items along with your name and address when those items are donated. You will receive a receipt from our treasurer that can enable you to value the items and possibly take a deduction on your income tax. The HUB division will sell those items at either its spring or fall show and use the money for its educational programs and activities held for public benefit. It's a win- win situation. You clean out your attic, garage or basement of model trains and get a possible tax deduction. The HUB Division will put those train items into the hands of people who can actually use them and help finance our programs. For more information or making donations, contact Rudy Slovacek at [rslovacek@verizon.net](mailto:rslovacek@verizon.net) or evenings by phone 508-528-1011.



*View of elevator in raised position. Photograph by Rich Pitter.*



*View of elevator in lowered position. Note drawer glides on the backplate. Photograph by Rich Pitter.*



## Empire Junction NER Convention

Continued from Page 2

At the Saturday evening banquet, several HUB division members were recognized:

**Gerald Abegg** received his NMRA Achievement Program Certificates for Model Railroad Engineer-Electrical and Model Railroad Engineer-Civil. Gerald also entered the model contest with his rail and tie car. His car won 2nd place and the Peoples Choice Award in the non-revenue category. It also received a Merit Award in the Achievement Program. Gerald also won the Sunrise Trail award and a \$50 check as the Best New Modeler in the model contest.

**Rudy Slovacek** had several winning entries in the photo contest. His photo "Through the Maine Woods" took 1st place in Prototype color print. "A Puff of Cinders and Steam" took 2nd place in Prototype color print and finally, "Grandpa and Me," took 2nd place in model color print and won the Popular Vote.

**Keith Shoneman** received his NMRA Achievement Program Certificate for Association Volunteer.

(Continued Next Page)

*Below: Gerald Abegg receives his NMRA Achievement Program certificates from Bill Brown, MMR, NER Achievement Program Chairman.*

*Photograph by Bill Barry*



*Rudy's model color print photo "Grandpa and Me" won the Popular Vote contest.*



*Gerald Abegg's rail and tie car on display in the contest room after the banquet. Photograph by Gerald Abegg*



*Rudy's prototype color print photo "Cinders and Steam."*



## Empire Junction NER Convention

Continued from Page 6


**Rich Breton** of the Seacoast Division won the HUB Award. This is awarded to the model that receives the second highest total points. Rich received a certificate and a check for \$75.00 for his efforts.

Finally, on Sunday I stopped by some layouts, with most of my time spent at the excellent layout by Bill Brown, MMR. This new layout replaces the one lost in a fire just a few short years ago. It is beautifully constructed and scened right down to day/night lighting with building lights going on and off during the overnight period. The lower level of the layout is set in modern Colorado with the Durango and Silverton tourist railroad that runs in a helix to the top deck that is a fully operating narrow gauge layout set in 1948. Those that operated on the layout during the convention said this was a really neat way to transition from the modern to historical setting within the same layout. Bill is about to embark on construction of the final peninsula that will include the city of Denver.



*Above: A neat feature of Bill Brown's layout is this "diorama" view of one scene that opens into his family room. The rest of the layout is through a door to the right while his home office and the dispatching area is to the left, out of view.*

*Below: A steep valley scene that Bill Brown has based on a prototype scene in Colorado. Photographs by Bill Barry*



*Rich Breton's caboose that won the HUB Award on display in the contest room after the banquet.*

*Photograph by Bill Barry*



## HUB Holiday Party

Saturday January 5, 2013  
5:30 PM (earlier to avoid the band)

- Happy Hour from 5:30 PM to 6:30 PM (cash bar)
- Dinner at 6:30 PM
- Yankee Swap at 7:30 PM (or shortly thereafter)

Focaccia Ristorante  
2 Lowell Street, Rt. 129,  
Wilmington, MA 01187  
(at the intersection of Rt. 38 and  
Rt. 129)  
(978) 988-7999  
www.FocacciaFood.com

### Appetizers:

Stuffed mushrooms  
Scallops wrapped in bacon  
Veggie tray w/crackers

### Buffet Menu:

Prime Rib of Beef  
Chicken Parmigiana  
Haddock  
Assorted vegetables, mashed  
potatoes  
Roll and butter  
Coffee  
Dessert buffet medley

Bring a gift worth at least \$15 to participate in the Yankee Swap.

Price: \$35 per person.  
Reservations only, no walk-ins.  
Dress appropriately (no denims).  
No reservations after January 2.

### HUB Holiday Party Registration Form

Your name: \_\_\_\_\_  
In case of inclement weather, please provide your email and/or phone number where we will be best able to reach you.

Email: \_\_\_\_\_

Phone: \_\_\_\_\_

Number Attending: \_\_\_\_\_ x \$35.00 = \_\_\_\_\_

Please make check payable to: The HUB Division, Inc.

Mail to:  
The HUB Division, Inc.  
P.O. Box 1154  
Burlington, MA 01803-6154

*To purchase using your credit card,  
email [Treasurer@hubdiv.org](mailto:Treasurer@hubdiv.org) and  
an invoice will be sent to you.*

## Colonie Eastern Railway Company

by Dave Insley

Construction has begun on the Colonie and Eastern Railway Company. The plan is based on the West End of the Boston and Maine Railroad from Johnsonville, New York, to Petersburg Junction, Vermont, in the late steam era. In the next issue of the HUB Headlight, learn about the twenty-year evolution of the design of this double-decked model railroad that started with a fictional childhood railroad and evolved



Above: An overview of the ongoing construction at the lowest level of the layout. Photograph by Dave Insley



Left: Russell "Russ" Norris (Right) receives his NMRA Golden Spike award from Don Howd, MMR at the September RAILFUN. Photograph by Bill Barry





## Seacoast Division Update

Submitted by Erich Whitney  
Seacoast Division Director and  
2013 Convention Chair

The Seacoast Division has a new editor for its newsletter, The SwitchTower. Bill Hodges of Ellsworth, Maine, has stepped forward and will publish his first issue in January. The Seacoast Division Board of Directors has a new member in Chip Faulter of Phippsburg, Maine, and he has jumped right in as Recording Secretary.

There has been some activity on the Modular front with clinics given in Derry on NMRA Modules by **James**

**VanBokkelen** in September and Free-Mo Modules presented by Fred Hessler in October. The November Derry Model Railroading Night will feature a presentation on building basement layouts by Tom Oxnard and Bruce Robinson. The January meeting in Portland will also feature a Free-Mo presentation by Fred Hessler, and Bill Hodges who has been working diligently on his Free-Mo modules as featured in the October edition of the SwitchTower.

The Seacoast Division is hosting the 2013 NER Convention, "Tracks to Lakeport" at the Margate Hotel in Laconia, New Hampshire, October 17-20, 2013. Mark your calendars and save the date! This is going to be a beautiful time of year to be in the lakes region of New Hampshire and we're planning a full schedule of model railroading activities as well as outdoor rail and non-rail adventures. There will be all the usual convention activities such as the model contest, clinics, and banquet with our featured guest speaker: noted author, railroad photographer, and life-

long railroader George Melvin. We're also cooking up some great introductory clinics and how-tos on modeling techniques and model railroad operations. We hope you will join us for a fantastic Fall weekend. Our web site is up and we will be filling in the details there as plans start to firm up. Check back often: <http://www.seacoastnmra.org/Convention/Lakeport2013/Welcome.html>

It's really great to see the Seacoast Division getting more active--check our web site for more information: <http://www.seacoastnmra.org/seacoast/Welcome.html>



## Order Form - Hub Division Apparel

### Short Sleeve Shirt and Sweatshirt Available Sizes S M L XL 2XL 3XL

**Short Sleeve Shirts** - Ash color Shirt with Hub Division Logo - **\$30.00 each**

Size: \_\_\_\_\_ Quantity: \_\_\_\_ Amount \$ \_\_\_\_\_

Circle ONE With Pocket Without Pocket

Name on Shirt \_\_\_\_\_

**Sweatshirt** - Ash color with Hub Division Logo - Sizes as listed for shirts

8.0oz Weight **\$25.00 each** Size: \_\_\_\_\_ Quantity: \_\_\_\_ Amount \$ \_\_\_\_\_

9.5oz Weight **\$30.00 each** Size: \_\_\_\_\_ Quantity: \_\_\_\_ Amount \$ \_\_\_\_\_

Name on Shirt \_\_\_\_\_

**T-Shirts** - Ash color Shirt with Hub Division Logo - **\$18.00 each**

Size: \_\_\_\_\_ Quantity: \_\_\_\_ Amount \$ \_\_\_\_\_

Circle ONE With Pocket Without Pocket

Name on Shirt \_\_\_\_\_

**Long Sleeve Shirt** - Heather color Shirt with Hub Division Logo (**NO POCKETS**)

Small to XL **\$30.00 each** Size: \_\_\_\_\_ Quantity: \_\_\_\_ Amount \$ \_\_\_\_\_

2XL to 5XL **\$35.00 each** Size: \_\_\_\_\_ Quantity: \_\_\_\_ Amount \$ \_\_\_\_\_

Name on Shirt \_\_\_\_\_

— (If you wish to have it mailed to you add \$5.95) — Shipping \$ \_\_\_\_\_

Total Check (Payable to The Hub Division, Inc.) Amount \$ \_\_\_\_\_

Your name: \_\_\_\_\_

Phone or email: \_\_\_\_\_

**Mail to:**

**Gerald Covino, Treasurer**  
**The HUB Division, Inc.**


**P.O. Box 1154**

**Burlington, MA 01803-6154**

Orders must be received by Oct. 15, Jan. 15 or April 15. You will be contacted if there are any questions with your order and you will be notified when your order arrives. People may pick up their orders at RAILFUN meetings or shows to avoid the additional mailing costs. **If you request mailing, please provide your mailing address.**

*To purchase using your credit card, email your order to [Treasurer@hubdiv.org](mailto:Treasurer@hubdiv.org) and an invoice will be sent to you.*





## NAME TAGS AVAILABLE

You may have up to three lines on your name tag.  
 Badge and first line of printing is \$9.00, plus \$2.00 S&H.  
 Each additional line is another \$1.00.

**COST:** \$11.00 (1 line) \$12.00 (2 lines) \$13.00 (3 lines)

First Line																				
2nd Line																				
3rd Line																				

Make check  
 payable to:

The HUB Division, Inc. 15 McGuire Rd  
 Sutton, MA 01590

Mail order to:

Bill Powers  
 15 McGuire Rd  
 Sutton, MA 01590

Send completed tag to:

**NAME** \_\_\_\_\_  
**STREET** \_\_\_\_\_  
**CITY** \_\_\_\_\_ **ST** \_\_\_\_\_ **ZIP** \_\_\_\_\_

## HUB Module Kits Available

The HUB Division offers to its members a complete packaged module kit for \$155. The kit has everything you need, including all pre-cut lumber, hardware, a complete wiring harness for the DCC and inter-module connections, a panel-jack and wire, and even roadbed and the track! A module is the perfect solution if you do not have the space for a full-size layout or just want to experiment or learn new techniques without committing the time and money to a larger setup. Please contact Mark Harlow at modulekits @hubdiv.org with additional questions and to order the module kits.

## HEADLIGHT Subscription Form - HUB Division, Inc. - NER/NMRA

I enclose \$7 for a subscription to the HUB Headlight for 2012-13.

Name \_\_\_\_\_

Address \_\_\_\_\_

City \_\_\_\_\_ State \_\_\_\_\_ Zip \_\_\_\_\_

Make checks payable to:

The HUB Division, Inc.

Mail to: Gerry Covino, Treasurer

The HUB Division, Inc.

P.O. Box 1154

Burlington, MA 01803-6154

*To order or renew subscriptions by credit card, send an email to Treasurer@hubdiv.org and an electronic invoice will be sent to you.*

### The HUB Division, Inc.

P.O. Box 1154

Burlington, MA 01803-6154

### *It Takes All of Us Working Together!*

( ) \$25.00 ( ) \$50.00 ( ) \$100.00 ( ) Other \$ \_\_\_\_\_

**YES**, I am happy to support the **HUB Division, Inc.** to foster railroading through displays, modeling and educational opportunities to members and the public at large. I show support with the enclosed gift.

**NAME** \_\_\_\_\_

**ADDRESS** \_\_\_\_\_

**CITY** \_\_\_\_\_ **STATE** \_\_\_\_\_ **ZIP** \_\_\_\_\_

*To make a donation using your credit card, email Treasurer@hubdiv.org.*

Please make your check payable to "The Hub Division, Inc."

Send your payment to the address above.



*Dick Johannes demonstrating the Ballast King car at the September RAILFUN.  
 Photograph by Bill Barry*



# HUB Headlight

Volume 29, Number 2, November - December, 2012

**HUB Headlight**, published by The HUB Division Inc., Northeastern Region, National Model Railroad Association, is issued in January, March, May, September and November. Contributions may be sent by email to the Editor or by mail to the Office Manager.

**President**  
Manny Escobar  
president@hubdiv.org

**Vice President**  
Bill Roach  
vp@hubdiv.org

**Webmaster**  
Dan Fretz  
Webmaster@hubdiv.org

## HUB Division Board of Directors

**NMRA NER Representative**  
**Headlight Editor**  
Bill Barry  
Editor@hubdiv.org

**Membership Chairman**  
Peter Higgins  
Membership.chairman@hubdiv.org

James VanBokkelen  
HUBboard4@hubdiv.org

**Office Manager**  
Pete Watson  
Officemanager@hubdiv.org  
65 Branch Road  
East Bridgewater, MA 02333-1601

**Treasurer**  
Gerry Covino  
Treasurer@hubdiv.org

**Model Train Expo Show Director**  
Dick Johannes  
nemtedir@hubdiv.org

**Secretary**  
Ken Belovarac  
Secretary@hubdiv.org

**Railfun Coordinator**  
Ray Barry  
Railfun.coordinator@hubdiv.org

**Module Coordinator**  
David "Shack" Haralambou  
ModuleCoordinator@hubdiv.org

## Other HUB Division Leadership

**Librarian**  
Gerald Abegg  
Librarian@hubdiv.org

**Donations Chairman**  
Rudy Slovacek  
Donations@hubdiv.org

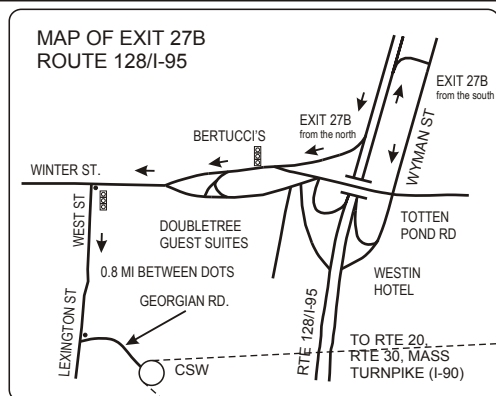
**Model Train Expo Business Manager**  
Mark Harlow  
nemte@hubdiv.org

**Director-Public Relations**  
Tim Garner  
prdirector@hubdiv.org

**NMRA AP Chairman**  
Don Howd  
Hub.ap.chair@hubdiv.org

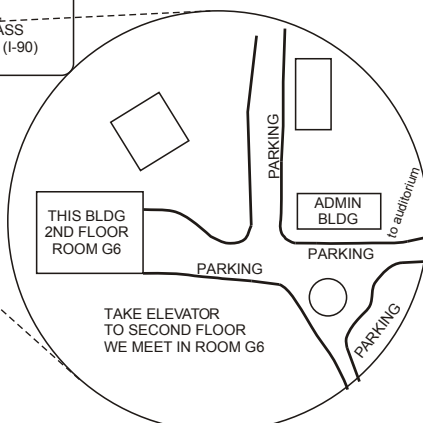
**Membership:** National Model Railroad Association members residing within the boundaries of The HUB Division: zip codes 01400 through 02699. (Barnstable, Dukes, Essex, Franklin, Middlesex, Nantucket, Norfolk, Plymouth, Suffolk, and Worcester counties of Massachusetts.)

**Headlight Printers**  
Versatile Printing Services, LLC  
Burlington, MA



MAP TO CAMBRIDGE SCHOOL OF WESTON

## MAP TO RAILFUN MEETINGS



### RAILFUN Weather Note:

If the school is closed, we will NOT have RAILFUN that evening. School closings are broadcast over the radio at **WRKO 680AM** and **WBZ 1030AM**, and on **TV Channels 4, 5 and 7**. The Cambridge School of Weston recording is at **781-642-8600**. Check the radio or TV stations early **on the morning of RAILFUN!** You can also check [www.hubdiv.org](http://www.hubdiv.org) and we plan to post notices on **Facebook** and **Twitter**.

The *Headlight* is always accepting photos and articles relating to model and prototype railroading. Please email [editor@hubdiv.org](mailto:editor@hubdiv.org).