

# HUB Headlight

HUB Division Inc., Northeastern Region, National Model Railroad Association - [www.hubdiv.org](http://www.hubdiv.org)  
Volume 35, Number 4, March - April, 2018

## RAILFUN TIMETABLE

### Presentation: Bringing Old Brass Engines Back to Life

Presented by Bill Deen

8 PM Friday, March 16, 2018, Cambridge School of Weston

Many thousands of HO brass steam locomotives from Japanese and early Korean builders were imported from the 1960s through the 1980s. They represent hundreds of prototypes, tend to have nice detail, and can still be found online or at larger train shops at reasonable prices. The problem is that they often have substandard mechanisms, including poorly tuned running gear, crude gearboxes, and/or open-frame motors. This clinic will explain how anyone with average modeling skills, a few specialized tools, and an organized approach can get such models off shelves and onto layouts, where they belong. Topics to be covered include deciding if a model is worth working on, re-motoring, regearing, and adjusting the running gear.

### Presentation: So, You Want to Bring Model Electricity to Your Model Town

Presented by Bruce Robinson

8 PM Friday, April 20, 2018, Cambridge School of Weston

This PowerPoint presentation will explain how "real electricity" is transmitted over long distances and broken down into more manageable sizes for distribution to homes and businesses with photo examples of how the utility does what it does. Telegraph pole lines will also be described and shown how they differ from power pole lines. Then the subject shifts to how to model pole lines and services to enhance a scene. We all know that the subject of "electricity" is boring and made up of smoke and mirrors so please bring your No-Dose and a sense of humor!

### Presentation: Golden Spike Challenge "It's All About the Paperwork"

Presented by John Doehring, Mike Tylick, MMR and Peter Watson, MMR

8 PM Friday, May 18, 2018, Cambridge School of Weston

We will have a clinic to help members complete their Golden Spike paperwork and provide suggestions for completing any open points on the list. If time permits, we will discuss "next steps" towards your MMR, and possibly have speakers who have attained APs in the various categories.

### NMRA Partnership Program

By Barbara Hoblit

One of my resolutions this year is to take advantage of more of the benefits that the NMRA offers us as members. I renewed my annual membership recently, and if you hadn't heard

it's up to \$47.00 not including publications. I decided though, to try and earn that back by using the Partnership Program discounts.

One of the things I wanted to get at the Springfield show was that little metal box with magnets used to set corners and hold items for gluing – it's called a Magnetic

*(Continued on Page 5)*



### AP Program: The Golden Spike

By Peter Watson, MMR

Last fall, NER President John Doehring and AP Chairman Bill Brown issued a challenge to the Divisions of the NER to see which one could come up with the most Golden Spike Awards by the next convention. The Golden Spike is part of the NMRA Master Model Railroader program and is intended to let you get a feel for the program and see what it is all about.

The Golden Spike is designed so that a member has to demonstrate a knowledge and familiarity in several areas of the hobby. You also have to demonstrate that you have a level of skill that is a cut above a basic "take 'em out of the box and run 'em" level. There are three categories that you must show proficiency in: Rolling Stock, Setting, and Engineering. If you have been in the hobby for a while, you probably already qualify. The requirements are pretty easy to meet and do not require having your work judged.

*(Continued on Page 4)*

### Also Inside This Issue

Page 2.....The President's Car

Page 3.....Shanty Talk

Page 5.....NMRA Model Railroad Directory

Page 6.....BOD Candidate Bios

Page 7.....HUB BOD Ballot & Interim Financial Report


Page 8.....HUB Spring TRAINing

Page 9.....Apparel Order Form

Page 10...Map to Cambridge School of Weston and HUB leadership

Page 11...Order Forms

Page 12...Calendar of Events



## THE PRESIDENT'S CAR

By James VanBokkelen

**H**ello, members of the HUB Division and readers outside our group. As I started this column, it was twilight on a very New Englandish February day – wintry mix at dawn, sun melting everything mid-day, now a north-west wind blowing in a bitter cold night. As I finish it, a day of rain seems likely to melt all the snow cover and please the birds I've heard claiming territory around my house.

The Module Group's December and January activities went well, but February will be quiet: Without access to Lowell High School, the Lowell Winterfest didn't have room for us. But Greenberg will be returning to Wilmington on March 17-18. Our season winds down with appearances at our Spring TRAINing show in Bridgewater, MA, on Saturday, April 14, and the Hookset Lions on Sunday, April 22.

I'm going to be scratchbuilding a building or two out of styrene for Spring TRAINing – not a regular clinic, but me sitting at a table all day with tools, photos and materials. I won't have much time for our modules, but if you all don't keep me too busy with questions, I may take a break

now and then to see some of the real clinics. I can't visit any of the South of Boston layouts on tour that day, so if you do, please take pictures for the *Headlight*. After the tour and show are over, I do hope to see you at the Annual Meeting and Banquet that evening.

A new thing for this Spring will be an experiment with RAILFUN. Our 3rd Friday event has been reliably filling its space for decades and has brought a lot of knowledge and experience out in front of attendees. But we're going to try a Saturday daytime RAILFUN in the Worcester area. The regular Friday event won't be affected, but we want to see what audience a different location and time draws. I'll be the first presenter, and we'll notify via the HUB Guesswork list and Constant Contact list when the schedule is final.

We're also looking at possible HUB Trips in Spring and Summer. I've talked to a lot of you who've never visited Seashore Trolley Museum in Kennebunk, ME, even though it's only 90-minutes from Boston. It will be a little longer via Downeaster and shuttle, but that adds a train ride and time with your HUB friends too. If you're interested, talk to me, Dick Towle or a Board member.

Dick is also looking at a Dinner Train trip this summer, location and date to be determined. Again, keep in touch if it sounds like fun. I'm also looking forward to being able to attend this year's Summer Cookout.

It looks like a number of HUB members will be at the NMRA's National Conven-

tion in Kansas City, August 5-12 ( [www.kc2018.org](http://www.kc2018.org) ). The hotel is across the street from Union Station, with plenty of mainline action. There are interesting restaurants in the former LCL terminals behind the station too; I almost missed my train last time. Only two of us will be bringing modules, but I understand there will be a clinician all of us know. The layouts on tour look really good in the magazines, and I'm going to sign up early for a good choice of operating sessions.

Our NER comrades in the Garden State and Hudson Valley Divisions are putting out publicity for their "Erie Limited" convention in Mahwah, NJ, September 13-16 ( [www.erialimited.org](http://www.erialimited.org) ). There's not a lot on the website yet, but their emails promote the attractions of the area well. I've been asked to put on a couple of clinics and I'll be registering early so I can include operating sessions and tours on my trip.

My winter model railroading has included nearly finishing the track on my layout's Downtown Newburyport peninsula and getting back to work on structures for the layout (and my Structures AP certificate). I don't yet know if anything I'm working on will turn out well enough to be entered at the 2018 NMRA National Convention in Kansas City. Something in time for our Erie Limited is a better bet.

If there's something on your mind about the HUB or its activities, email me at [president@hubdiv.org](mailto:president@hubdiv.org), call me at (603) 394-7832 or catch me at a HUB event.

Until next time, High Green!

## Mid-Year Account Balances

Checkbook	\$ 866.00
General Savings Account	1,537.00
Reserve-Life & Restricted	
Savings Accounts	54,720.00
Program Checking Account	2,608.00
PayPal Account	2,752.00
USPS Permit Account	<u>5.00</u>
<b>Total Funds Available</b>	<b><u>\$ 62,488.00</u></b>

The Board approved using the remaining HUB Car Inventory for the Build-a-car program thus deleting any asset value

Please refer to Page 7 for the Treasurer's Report.

## Spring TRAINing Call for Volunteers

The HUB's Spring TRAINing show is on Saturday, April 14th in Bridgewater, MA. This is our smaller one-day show that includes clinics followed by the annual meeting and a banquet. See Page 9 for more info.

We need volunteers to make the event run smoothly, so please volunteer for a shift to help the division and, while there, take in some great clinics. If you volunteer, your admission is waived. Please contact Bill Barry at [editor@hubdiv.org](mailto:editor@hubdiv.org) and volunteer today.

## Ops' til You Drop

By Bill Brown, MMR

The Central NY Division's 5th Annual Operations Weekend entitled: "Ops 'til You Drop," centered in Syracuse, NY will be held on April 28th and 29th, 2018. Railroad enthusiasts from all over the Northeastern USA and Southeastern Canada are invited to participate. No operations experience is necessary. The cost is just \$10. All of the info and a registration form can be found at [www.cnymra.org](http://www.cnymra.org). Hope to see you there.





## Shanty Talk: Busy Month

By Rudy Slovacek

January has been a crusher of a month. It started with our visit to the grand-kids down in New York and a visit to both the Natural History Museum and the train display at the Botanical Gardens. Here I will digress a bit to say if you've never been, you are missing a great treat. The G-gauge trains wind among the plants and in some cases run over bridges such as the Brooklyn Bridge constructed high above one's head. The construction materials for the bridges and buildings are all natural flowers, seed pods, twigs and other organically grown matter (See photo for an example). There are representations of Radio city, Yankee stadium, the Empire State building, Grand Central Station and a wealth of mansions from Gracie Mansion to the Vanderbilt's. The rendering of Saint Patrick's Cathedral is a phenomenal work of art. I cannot do it justice, so you'll have to see it for yourself.

( [www.nybg.org/event/holiday-train-sshow](http://www.nybg.org/event/holiday-train-sshow) ) It had to be one of the coldest weekends in January and the winds whipping through those concrete canyons didn't help much even with some sunshine that first weekend.

As I had planned my retirement for the very last day of January, all my efforts to get work parked for easy follow-up by my colleagues were interspersed with bureaucratic dealings with the government on Social Security and Medicare. May you never have to wait two hours to speak to a real person! The number of forms was mind boggling and they still got my wife's wrong. All this in a midst of a government shut-down.



My retirement luncheon was a bitter-sweet affair as I said goodbye to the many colleagues and friends I had worked with at Dana Farber over the past, almost ten years. But on a day like today with the snow and sleet coming down, I'm glad I didn't have to get up at my usual 3:45 to get ready to catch a 5:10 train into Boston.

Apart from time with the grand-kids, I did also manage to spend some time on my number one hobby, model trains. This year for Springfield, I decided to pull out my old Rutland equipment including a couple of sound equipped RS-3s for muling on a freight and an RS-1 for a milk train, complete with coach and a couple of milk cars. There I met a fellow D&H

modeler, Steve Wagner from the Bridge Line Historical Society, who directed me to Bethlehem Car works where a beautiful D&H E5a Consolidation, built by Jeffrey Tyrell of Accurate Custom Finishing, was on display. These were some of the heaviest consolidations built in the late 1920s and scrapped by August of 1953. (See photo by Matt Forsythe of the Bridge-line Historical Society of prototype number 1111). With their 265-psi boiler pressure, they could put out a tractive effort of over 72,000 lbs. This was somewhat more than the 52,000 lbs of tractive effort for RS3s that replaced them. After my kit-bash of a 2-6-0 center-cab D&H unit from an IHC premium unit, I find myself sliding back to that steam-to-diesel transition on the D&H. The sound of steam from a Tsunami equipped engine is such sweet music to my ears. Where else could you find those D&H coal trains interspersed with milk trains and merchandiser freights with wooden cabooses pulled by either steam or diesel? The steam would also go well with my WWII military train and the earlier Accurail freight cars that I've begun to collect in my back-dating efforts.

Well, I've got to go now, the wife is calling me for dinner. I hope to see more of you all this spring.



## Third Annual Railfan's Night April 17, 2018, The Steaming Tender, Palmer, MA

By Dick Towle

The Steaming Tender in Palmer will host the third annual Railfan's Night on April 17th with a 1960's and beyond slide show by myself during dinner, followed by movies from Paul Beck, of New England roads or other northeastern roads. Tickets are \$29.00 and include dinner, tax and

gratuity. Entree choices are baked haddock or turkey dinner. This is not a profit-maker for anyone, just a fun night. Doors open at 5:00 with slides and dinner at 6:00. We will wrap up around 8:30. To register, call the Steaming Tender at (413) 283-2744



## AP Program The Golden Spike

(Continued from Page 1)

Let's take a look at each category:

### 1. Rolling Stock

This category includes motive power and cars. To fulfill this part of the requirements you have to display six (6) units of rolling stock. These may be scratch built or built from craftsman kits. If built from a simple commercial kit, they will need to have a little more work put into them than just "shake the box." For instance, you could add some super details, put on better ladders and grab irons, do some weathering, add graffiti etc. Notice that there is no requirement to be judged and earn a minimum number of points. They only need to be displayed. They can even be different scales.

### 2. Model Railroad Setting

This category includes Structures and Scenery. To qualify here you must con-

struct eight (8) square feet of layout (hmm, a module is 8 sq. ft.!). It will need to have some basic scenery like ground cover, shrubs, trees, etc.

You also need to construct five (5) structures. These could be houses, factories, railroad buildings, bridges, or stores. As in the rolling stock requirements, they can be scratch-built, craftsman kits or detailed commercial kits.

### 3. Engineering (Civil & Electrical)

The last category requires three types of trackage. It has to be installed on proper roadbed and ballasted. Commercial trackage can be used. The idea here is to show that you can do more than put down some snap track in a loop and that you understand a railroad's requirement for proper base and drainage.

The layout must be wired so that you can run two trains independently of each other. You can have double track main line, a single track main with sidings, or block control. If you have sidings where you can park one train and cut the power to it

while you run the other train, then you have met the requirement.

The final part of this requirement is that you must include one (1) additional electrical feature such as a powered switch, a lighted signal, lighted buildings, etc. An Atlas powered turnout would qualify.

These requirements are all fairly simple to meet and they need not all be done on the same layout or in the same scale. You can get a copy of the requirements from the NMRA Web site at [www.nmra.org](http://www.nmra.org). You can also contact me if you have any questions at [hub.ap.chair@hubdiv.org](mailto:hub.ap.chair@hubdiv.org).

## New Members

The HUB Division welcomes the following new members

- Larry Davidson, Dorchester
- Krikor Hajian, Newton
- Brian McCarron, West Kingston
- Doug Scott, Eastham

## Railroad Hobby Show in West Springfield



Top left: A long freight extends the length of the outer main while the engines pass through the HUB's module designed and built at several RAILFUN's.

Top center: Dick Ball's module of a trailer park – a common sight along the tracks.

Bottom Center: "Shack" Haralambou's steam led LIRR train passes some signals.


Right: A Trackmobile and a former Edaville Locomotive on display at the show.

Photos by Bill Barry



## NMRA Partnership Program

(Continued from Page 1)



Gluing Jig. I could not find it at the show, so I logged onto the NMRA members-only area and there it was....Micro-Mark offering us a discount! Now, the jig is on back order, but I don't need it tomorrow, and with the discount I saved almost \$4. So I figure, I just got a month free from the NMRA. If you have not logged on to see the discounts, they are great!

To access the Partnership Program deals:

First go to the NMRA website: [www.nmra.org](http://www.nmra.org) and login.

If you have not signed up for member access in the past, you'll need to create a new login here: [www.nmra.org/members](http://www.nmra.org/members)

When you log in, it will take you to the Member Home page. If not, run your mouse over "Membership" and select "Member Home." On the Member Home page you will see a "Benefits" link (see below).

When you run your mouse over that, you'll see the NMRA Partnership Program link, which will take you to all of the discounts currently available. The NMRA is

working diligently on adding even more vendors.

Using the links provided and the discount codes given, you'll save anywhere from 10- to 25-percent or get free shipping, depending on what the vendors are offering.

This is a great way to offset that membership fee!!!

As of this *Headlight* publication, the following hobby suppliers were offering discounts:

- CatzPaw Innovations
- Green Frog Productions
- Hot Wire Foam Factory
- Jason's Brass Poles
- LARC Products
- Logic Rail Technologies
- Micro-Mark
- MinuteMan Scale Models
- Model Railroad Benchwork
- Modelers Decals & Paint
- Monster Modelworks
- Motrak Models
- MRC (Model Rectifier Corporation)
- OK Engines/Streamliners
- Ram Track
- RR-CirKits
- Rusty Stumps
- Scale Model Plans
- Scalecoat Paint
- Scenery Solutions
- Showcase Miniatures
- Team Track Models
- The N Scale Architect
- The Train Show, Inc.
- Train Installations, LLC
- Trainmasters TV / Model Railroad Hobbyist Store
- Unreal Details
- USA Airbrush Supply / Badger Airbrush

## NMRA Model Railroad Directory

By James VanBokkelen

The NMRA website now has a Model Railroad Directory in the Member Home portion of the site. (See the NMRA Partnership Program for info). On the Member Home page you will see a "Model RR Directory" link.

As of publication of this Headlight, the directory contained 395 layouts.

To find a layout, you can search by distance from a certain location, i.e. zip code, or city and state. You can also limit your search to a particular scale, or search by key words found in the layout description.

Once you've narrowed down your search, you can select a layout to learn more about it and look at photos and videos posted by the layout owner. For Example, Tom Oxnard and Rich Breton (Seacoast Division) have some nice shots.

Shows such as the one at The Big E will draw people from far away. A number of them make a pilgrimage to famous layouts in the area, and they can now use the RR Directory to find other layouts nearby. If you want new modeling friends, now would be a good time to set yourself up in the Layout Directory.

If you decide to add your layout, they do want a street address so they can show a 'pin' for your layout on the map. But they only show your town or city to people doing searches. Someone who wants to visit will have to contact the layout owner via email or phone (owner's choice) to arrange where and when.

*Editors Note: The basis of these two articles about some of the member benefits of the NMRA website, first appeared on the HUB's Guesswork email list. This list is for communications from the HUB and for communications from members to each other. Only folks on the list can email to the list and get emails from the list. If you're not on the list you are missing out on this HUB communication channel. Please email the Office Manager Peter Watson at [officemanagager@hubdiv.org](mailto:officemanagager@hubdiv.org) to get added to the list.*

## Candidates for The HUB Division Board of Directors

(Refer to Page 7 for the ballot)

### Peter Higgins

Once again a debt of gratitude goes out to all of you that gave me the opportunity to represent each and every member of the HUB Division for the past six years. My goal is to give all members a voice at board meetings. I've been a HUB Life Member for 32 years. I've served as the Membership Chairman since 2011 (7 years). It was in this capacity that I met so many of you and plan to continue in this role.

I believe in being involved at NMRA, NER and HUB Division activities. I have supported these by serving as the Seven Diamonds Volunteer Chairman and recently, Little Rhody's Convention Committee. I've served as the Region's Donations Chairman for the HUB and Little Rhody. I am getting ready for the NER's Garden State Convention next September.

I'm still working on my WP&Y garden railroad and have been fortunate enough to draw on the many skills and talents of our members. I believe it's what we have in common that unites us, and our differences that strengthen us. I enjoy and actively participate in all of the HUB's activities, RAILFUN, NEMTE, Spring TRAINing, Rail Fan Excursions, Operations Groups and Modular Displays.

### James VanBokkelen

I grew up in Boston and Newburyport, Massachusetts and took an early interest in trains, trolleys and history. I started with O-gauge tinplate, but switched to HO in 1968 because I wanted more accurate models of what I saw and rode. I'm still playing with trains, working on my home layout and with the HUB Modular Group.

I attended MIT, leading to a 30 year career in the computer industry as a programmer, salesman, manager, executive and entrepreneur. I've volunteered for my town government for 29 years, presently as Selectman. I also volunteer at trolley and railroad museums, and operate trolleys at Seashore and Lowell.

I've been a life member of the HUB Division for more than 25 years. I have many friends among our members. If re-elected, I'll continue to look for new and more effective ways to serve our members and promote our activities and the hobby in general.

### David "Shack" Haralambou

My name is David Haralambou, but most of you know me as "Shack". I have been a member of the board for the last three years and have had the pleasure of serving as your VP during that time. Prior to that, I served as Modular Superintendent for four years. I have also been heavily involved in both the NEMTE and the Modular Group Signaling Committee.

I have been a model railroader since the age of 8, when I got my first "Spirit of 76" Christmas tree train set. Like most people in the hobby, life eventually got in the way for a while, and then I got back involved while looking for a stress diversion.

Joining the HUB has been one of the greatest things for me reentering the hobby. A lot had changed. The HUB group's biggest advantage is the ability to share information with other, more experienced modelers so as not to make the same mistakes. I look forward to representing you on the board if re-elected to continue to foster that exchange of ideas and help us all become better modelers.

### Barbara Hoblit

Hello, fellow HUB members!

I've been a member of our esteemed organization for a little over four years. In that time I have served as HUB Secretary and am currently your area representative to the NER. My interest in the hobby and in railroads goes way back. I've been railfanning since before I knew it was a thing. I've taken Amtrak from Philadelphia to Oregon ( and back ), taken a ride on the Copper Canyon Railroad in Mexico, done the Eurail backpack thing, and last year, experienced the auto-train on Amtrak from Virginia to Florida. You might know my module ( Hogsmeade Station ) from some of the shows it's been in, and I'm a fan of the WW2 era and early 1950's Southern Pacific and Santa Fe.

I'd like to help serve your interests as a HUB board member. I'm interested in continuing to promote the group by staying active online –this includes posting updates in our Facebook group and discussing all kinds of model railroading topics in the NMRA Facebook group. Together with the other esteemed members of the board, I commit to being your voice at the table!

I thank you for your consideration and for one of your votes.

### Malcolm H. Houck

I am seeking election to the HUB Division board to further contribute to its educational mission and organization. I have been a railroad model builder since I was a pre-teen – now to a point of an active participation in the NMRA Achievement Program. I have held elected offices of several historical and historical preservation organizations in the past (notably the

Boston & Maine RR Historical Society and the Ontario & Western Ry. Historical Society, Inc.) – those roles including Vice-President, President, Regional Representative, Director and Trustee. I believe that these life experiences can serve me well as a Director of the HUB Division, and look to the confidence of the voting membership in ratification.

*The HUB Division elections will be held on April 14, 2018 at the St. Thomas Aquinas Parish Center, in Bridgewater, MA, immediately following Spring TRAINing, and before the banquet.*

## METHODS OF VOTING

Eligible voters are not always able to make it to the Annual Meeting. In lieu of voting in person at the Annual Meeting, a HUB member may cast one ballot using one of the three (3) following methods:

### 1. MAIL:

Ballots found in the March-April 2018 issue of the Headlight (below) may be copied or cut out and mailed to the Clerk. The HUB member **MUST write his/her Name and Membership Number on the outside of the envelope** to certify the ballot enclosed. The ballot must be mailed to:

HUB Division Elections  
65 Branch Road  
East Bridgewater, MA 02333-1601

Mail ballots must be received by the Clerk no later than April 12, 2018. The Clerk will verify the ballot and record the member as having voted.

### 2. E-MAIL:

A ballot may be cast by sending an e-mail to **elections@hubdiv.org**. The e-mail must be sent from the HUB member's official e-mail address that is on file with the HUB Office Manager. It is the responsibility of each HUB member to ensure the HUB Office Manager has his/her correct e-mail address. Only one official e-mail address is allowed per member. You may confirm your official e-mail address by sending an e-mail to the HUB Office Manager at: **OfficeManager@hubdiv.org**

### 2. E-MAIL (continued):

A valid e-mail Ballot **MUST contain** the HUB member's **Name and Membership Number in the E-mail Subject Line**. All votes must be placed in the body of the E-mail. Place **ONLY** the names of the Candidates for whom the member is casting votes. The three names can be the candidate names included on the ballot or write-in candidates. Write-in candidates must be members in Good Standing of the NMRA HUB Division.

E-mail ballots must be received by the Clerk no later than April 12, 2018. The Clerk will verify the ballot and record the member as having voted.

### 3. PROXY:

Any HUB member eligible to vote in the election may **designate in writing** that another eligible HUB member may cast his/her vote at the Election.

A. The Letter of Proxy **MUST contain** the HUB member's **Name, Membership Number, and handwritten Signature**. The Letter of Proxy must also declare the **name of the HUB member acting as proxy**.

B. The HUB member acting as proxy will present the Letter of Proxy at the Annual Meeting to obtain the eligible member's ballot for voting purposes.

## 2018 HUB DIVISION BALLOT

(see instructions above)

### Board of Directors (3-year terms)

Vote for up to three candidates:

\_\_\_\_\_ **Peter Higgins**  
 \_\_\_\_\_ **David "Shack" Haralambou**  
 \_\_\_\_\_ **Barbara Hoblit**  
 \_\_\_\_\_ **James VanBokkelen**  
 \_\_\_\_\_ **Malcolm H. Houck**  
 \_\_\_\_\_ **write in:** \_\_\_\_\_  
 \_\_\_\_\_ **write in:** \_\_\_\_\_  
 \_\_\_\_\_ **write in:** \_\_\_\_\_

See Page 6 for candidate statements

## Treasurer's Report

By Gerry Covino

Stated on Page 2 is our financial position as of December 31, 2017, the mid-point in our financial fiscal year July 1, 2017 through June 30, 2018.

Our New England Model Train EXPO (NEMTE) under the direction this year of Manny Escobar, who stepped into the position with the death of Dick Johannes, had another successful performance. The

HUB owes a debt of gratitude to Manny for serving in this role at such a sad time.

Bill Harley shadowed Manny throughout the weekend as he has volunteered to assume the Director's role starting in 2018. It is you, the volunteers, who make this show operate smoothly accounting for its success, and for that the Board and leadership of the Division are extremely grateful. We hope members will continue to assist Bill in his new role as you have supported Dick and Manny. Remember, the NEMTE continues to be the primary

source of revenue funding programs offered by the Division.

Our donations table at the NEMTE provided another boost to our bottom line with the large number of train items donated from members, their families and friends of the Division. Thanks to the efforts of Dan Fretz, Dave Insley, Rudy Slovacek and the many other volunteers who assisted, they were able to collect additional train items, price them and then sell the items throughout the operating hours of the show.



**HUB Division  
Spring TRAINing  
Saturday April 14, 2018  
St. Thomas Aquinas  
Parish Center  
103 Center Street  
Bridgewater, MA 02324**

By Peter Watson

**T**his year, the HUB Division will once again be holding its Annual Spring TRAINing show. This year we will be going to Bridgewater and the St. Thomas Aquinas Parish Center. The Parish Center is located just off of Rt. 104 in Bridgewater and is really easy to get to, so mark your calendars for Saturday, April 14, 2018.

As usual, we will have a full schedule of clinics presented by some of the area's top modelers. Clinicians will include Malcolm Houck, Ace Cutter, Barbara Hoblit, Kaylee Zheng, Mike Tylick, Bruce Robinson, Dave Insley, John Schaub and others. The program is still a work-in-progress but will be completed soon. Look for more info on the HUB website.

Our featured clinician this year is Cody Grivno, MMR, Associate Editor of *Model Railroader Magazine*.

**SPRING TRAINing Banquet Reservation Form**

St. Thomas Aquinas Parish Center, April 14, 2018

Name: \_\_\_\_\_

Phone: \_\_\_\_\_

Email: \_\_\_\_\_

Indicate number of meals:

\_\_\_\_\_ Roast Sirloin of Beef w/ gravy

\_\_\_\_\_ Baked Stuffed Chicken w/ supreme sauce.

Includes Garden Salad, Roasted Red Bliss Potatoes, Fresh Vegetable Medley, Rolls & Butter, Dessert, and Coffee or Tea.

Make check for \$30.00 per person payable to the HUB Division, Inc.

Return this form with payment to the address below before April 9, 2018.

HUB Div. Spring TRAINing  
65 Branch Road  
E. Bridgewater, MA 02333

A partial list of clinics and descriptions can be found below. Additional clinics and corrections will be posted to the website. ([www.hubdiv.org/springshow/index.htm](http://www.hubdiv.org/springshow/index.htm))

After the show, there will be the Annual Meeting of the HUB Division, Inc. followed by a sit-down dinner. The choice of entrees includes, Roast Sirloin of Beef with gravy or Baked Stuffed Chicken with supreme sauce. The meal includes Garden Salad, Roasted Red Bliss Potatoes, Fresh Vegetable Medley, Rolls & Butter, Dessert, and Coffee or Tea. The price this year is only \$30.00.

Dennis Drumheller will be our speaker after the banquet. He is a Road Foreman of Engines for Keolis Commuter Services (operator of the MBTA Commuter Rail) and he will be speaking about Positive Train Control. This is a new train control system required by the FRA and is currently being installed by railroads across the country.

This will be an entertaining and informative day so mark Saturday, April 14, 2018 on your calendar. We'll look forward to seeing you there and keep checking the web site for updates.

**Spring TRAINing Clinic Program**

**Passenger Car Construction  
from the "Golden Age"**

By: Malcolm Houck

Malcolm will talk about passenger car construction - from the 'Golden Age' of systemwide railroad passenger service. He will include scratchbuilding and Kit-bashing techniques for wood coaches, Parlor Cars, combines, baggage and baggage-mail cars. All wood construction as well as composite and styrene building will be covered. Transition era steel cars are also modeled.

Specific attention is paid to interior as well as exterior (underbody and rooftop) detail; -- along with the tricks and techniques to ensure trouble free operations.

**Weathering & Detailing  
with Makeup**

By: Barbara Hoblit

In this interactive demonstration, Barbara will talk about how to replace or substitute expensive art and model railroading tools and products with inexpensive substitutes found at discount stores, beauty supply chains and online. She will demonstrate both weathering and scenic construction techniques using a wide variety of non-hobby tools, including cosmetics.

Feel free to bring any item you want to practice weathering on; we're going to get our hands dirty!

Some products may include talc.

**Rails Across Scituate  
Harbor**

By: Michael Tylick

Our On30 Marshfield & Old Colony Railroad has reached its northern terminal at Scituate Harbor. We've managed to include a number of different scenes and details in a very small waterfront area. Included are a dual gauge junction with station, a rail-to-ship transfer dock complete with pillar crane, a causeway, and a casino and beach walk. This discussion will show the many facets of construction from benchwork to completed scenes.

*(Continued on Page 9)*



## Spring TRAINing Clinic Program *(Continued from Page 8)*

### Cellphone Speakers for DCC Sound

By: Kaylee Zheng

This clinic will discuss using mobile (cellphone) loudspeakers for DCC sound. DCC sound has been a great addition to the hobby since the invention of DCC itself. However, there are many drawbacks to the speakers that are commercially available and marketed to the model railroader community. This clinic will explore why most of these speakers fail to deliver, and how cellphone loudspeakers can be a valuable alternative. These speakers will also be available for purchase after the presentation.

### The Scenic Approach: Bridges, Roads and Tunnels

By: John Schaub

Open discussion on planning and design with all three of these scenic elements you can feature on your "new" or existing model railroad. Real-time scenery con-

struction will be presented in this two-part clinic. Please bring your drawings, photographs or ideas with you to share with others attending this clinic.

### Researching the prototype

By: Cody Grivno

Are you looking to model a prototype location? Where do you find information? *Model Railroader* associate editor Cody Grivno will give you some ideas. Using his hometown of Crookston, Minn., as an example, Cody will share how he has been able to track down information to help him accurately re-create the early days of the Burlington Northern in northwest Minnesota. He will explain how multiple sources, including postcards, prototype photos, plat maps, Sanborn Fire Insurance maps, and other materials can be combined to help you gain a better understanding of the rail scene in almost any town.



### So, You Want to Learn How to Operate on a Model Railroad

By: Bruce Robinson

If you have thought about starting to do operating sessions on your layout but don't know where to begin, this clinic is for you. Bruce will touch on the following topics:

- Track planning for operations
- Train make-up
- Train handling
- Sequence and scheduled running of trains
- Waybills and routing of freight cars
- Yard operations
- Dispatcher control
- How to have fun at an operating session

*Please refer to the HUB website ([www.hubdiv.org/springshow/index.htm](http://www.hubdiv.org/springshow/index.htm)) for updates and the clinic schedule as they become available.*

## HUB Division Apparel Order Form

### Short Sleeve Polo Shirt, T-Shirt & Sweatshirt Available Sizes S M L XL 2XL 3XL

**Short Sleeve Polo Shirts - Sport Grey color with HUB Division Logo - \$30.00 each**

Size: \_\_\_\_\_ Quantity: \_\_\_\_\_ Amount \$ \_\_\_\_\_  
**Circle ONE**      **Men's**      **Women's**      Pocket      No Pocket  
**Name on Shirt** \_\_\_\_\_

**Sweatshirt - Sport Grey color with HUB Division Logo**

7.8oz Weight **\$20.00 each** Size: \_\_\_\_\_ Quantity: \_\_\_\_\_ Amount \$ \_\_\_\_\_  
 9.3oz Weight **\$25.00 each** Size: \_\_\_\_\_ Quantity: \_\_\_\_\_ Amount \$ \_\_\_\_\_  
**Name on Shirt** \_\_\_\_\_

**T-Shirts - Sport Grey color with HUB Division Logo - \$18.00 each**

Size: \_\_\_\_\_ Quantity: \_\_\_\_\_ Amount \$ \_\_\_\_\_  
**Circle ONE**      Pocket      No Pocket  
**Name on Shirt** \_\_\_\_\_

**Long Sleeve Button Down Shirt - Dark Grey color with HUB Division Logo**

Small to XL **\$35.00 each** Size: \_\_\_\_\_ Quantity: \_\_\_\_\_ Amount \$ \_\_\_\_\_  
 2XL to 5XL **\$40.00 each** Size: \_\_\_\_\_ Quantity: \_\_\_\_\_ Amount \$ \_\_\_\_\_

**Circle ONE**      **Men's**      Pocket      No Pocket      **Women's (No Pocket Only)**  
**Name on Shirt** \_\_\_\_\_

— (If you wish to have it mailed to you, add \$5.95) — Shipping \$ \_\_\_\_\_

Total Check (Payable to The HUB Division, Inc.) Amount \$ \_\_\_\_\_

**Your name:** \_\_\_\_\_

**Phone or email:** \_\_\_\_\_

**Mail to:**

**Gerald Covino, Treasurer**  
**The HUB Division, Inc.**  
**P.O. Box 672**  
**Hollis, NH 03049-0672**

Orders must be received by Oct. 1, Jan. 1 or Apr. 1. You will be contacted if there are any questions with your order and you will be notified when your order arrives. People may pick up their orders at RAILFUN meetings or shows to avoid the additional mailing costs. **If you request mailing, please provide your mailing address.**

*To purchase using your credit card, email your order to [Treasurer@hubdiv.org](mailto:Treasurer@hubdiv.org) and an electronic invoice will be sent to you.*

## HUB Headlight

Volume 34, Number 4  
March - April, 2018

**HUB Headlight**, published by The HUB Division Inc., Northeastern Region, National Model Railroad Association, is issued in January, March, May, September and November. Contributions may be sent by email to the Editor or by mail to the Office Manager.

**Editor** Bill Barry - Editor@hubdiv.org

**Chief Grammarian** - Jay Stradal

### HUB Division Board of Directors

**President** James VanBokkelen - President@hubdiv.org  
(603) 394-7832

**Vice President** David "Shack" Haralambou - VP@hubdiv.org

John Doehring - HUBboard6@hubdiv.org

**Donations Chairman** Dan Fretz - Donations@hubdiv.org

**Membership Chairman** Peter Higgins -  
Membership.chairman@hubdiv.org

Russ Norris - HUBboard9@hubdiv.org

**RAILFUN Coordinator** Andy Reynolds -  
Railfun.coordinator@hubdiv.org

Mike Tylick - HUBboard8@hubdiv.org

**Office Manager** Pete Watson - Officemanager@hubdiv.org  
65 Branch Road, East Bridgewater, MA 02333-1601

### Other HUB Division Leadership

**Treasurer** Gerry Covino - Treasurer@hubdiv.org

**Secretary** Mike Dolan - Secretary@hubdiv.org

**Module Coordinator** Dick Ball - ModCoordinator@hubdiv.org  
(508) 429-1467 (leave message)

**Webmaster** Dave Insley - Webmaster@hubdiv.org

**Librarian** Ken Belovarac - Librarian@hubdiv.org

**Model Train Expo Show Director**  
Bill Harley - NEMTE.Director@hubdiv.org

**Model Train Expo Business Manager**  
Mark Harlow - NEMTE@hubdiv.org

**Public Relations Director** Position Open -  
PRDirector@hubdiv.org

**NMRA North Eastern Region Representative**  
**Barbara Hoblit** - MA.NERdirector@hubdiv.org

**NMRA Achievement Program Chairman**  
Peter Watson, MMR - HUB.AP.Chair@hubdiv.org

**Membership:** National Model Railroad Association members residing within the boundaries of The HUB Division: zip codes 01400 through 02699. (Barnstable, Dukes, Essex, Franklin, Middlesex, Nantucket, Norfolk, Plymouth, Suffolk, and Worcester counties of Massachusetts.)

### Headlight Printers

Versatile Printing Services, LLC, Burlington, MA

## Directions to RAILFUN Meetings

RAILFUN is usually held at the Cambridge School of Weston (CSW) in Classroom G6 on the second floor of the George Cohan Building. The school is located at 45 Georgian Road, Weston, MA 02493.

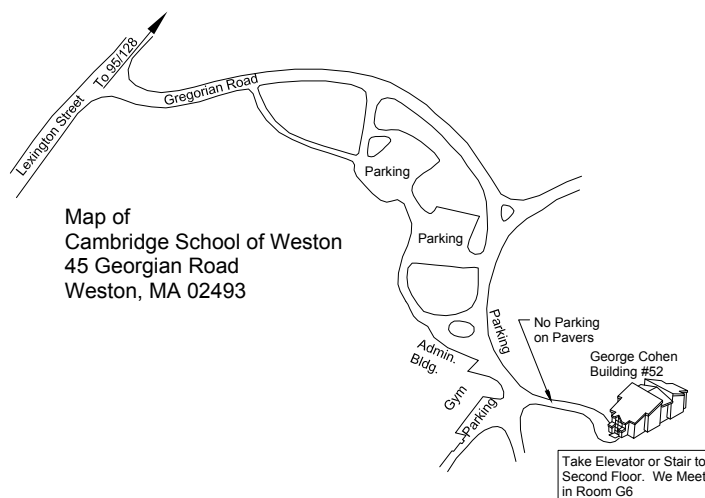
From Route 128 / Interstate 95:

From the North, take Exit 27B towards Winter Street.

From the South, take Exit 27A-B for Third Avenue toward Totten Pond Road/Waltham. Take Exit 27B towards "Winter Street" Bear right onto Wyman Street and continue to the traffic light. Take a right onto Winter Street at the light.

Continue on Winter Street to the second traffic light. Turn left on West Street, which becomes Lexington Street as you cross the Weston town line. At the crest of a small hill is Georgian Road and the CSW school sign; turn left on Georgian Road into the CSW campus.

Follow Georgian Road. There is a parking lot on your right, or you can park along the left side of the road and down the hill by the gymnasium. Please do not park on the stone pavers leading to the Cohen Building. See detail map below.



## RAILFUN Weather / School Closure Note:


**If the school is closed, we will NOT have RAILFUN that evening.** School closings are broadcast over the radio at **WRKO 680AM** and **WBZ 1030AM**, and on **TV Channels 4, 5 and 7**. The Cambridge School of Weston recording is at **781-642-8600**. Check the radio or TV stations early **on the morning of RAILFUN!** You can also check [www.hubdiv.org](http://www.hubdiv.org) and we plan to post notices on **Facebook** and **Twitter**.



Make checks payable to:  
**“The HUB Division, Inc.”**

Mail to: **Gerald Covino, Treasurer**  
**The HUB Division, Inc.**  
**P.O. Box 672**  
**Hollis, NH 03049-0672**

***To pay using your credit card, email  
Treasurer@hubdiv.org and an  
electronic invoice will be sent to you.***



Badge with magnetic holders and first line of printing is \$11.30, plus \$3.00 S&H. Each additional line is another \$2.00. You may have up to three lines on your name tag.

**Cost:**    \$14.30 (1 line)    \$16.30 (2 lines)    \$18.30 (3 lines)

[illegible]

Name \_\_\_\_\_

**Address** \_\_\_\_\_

**City** **State** **Zip**

I enclose \$7.00 for a subscription to the HUB Headlight for 2016-17

Name \_\_\_\_\_

**Address**

**City** **State** **Zip**

***It Takes All of Us Working Together!***

( ) \$25.00      ( ) \$50.00      ( ) \$100.00      ( ) Other \$

\_\_\_ **YES**, I am happy to support The **HUB Division, Inc.** to foster railroading through displays, modeling and educational opportunities to members and the public at large. I show support with the enclosed gift.

Name \_\_\_\_\_

**Address**

**City**                      **State**                      **Zip**

The HUB Division offers to its members a complete packaged module kit for \$155. The kit has everything you need, including all pre-cut lumber, hardware, a complete wiring harness for the DCC and inter-module connections, a panel-jack and wire, and even the roadbed and track! A module is the perfect solution if you do not have the space for a full-size layout or just want to experiment or learn new techniques without committing the time and money to a larger setup. Please contact Mark Harlow at [modulekits@hubdiv.org](mailto:modulekits@hubdiv.org) with additional questions and to order the module kits.

March 3-4, 2018 (Sat-Sun): Bay State Model Railroad Museum Spring 2018 Open House, Roslindale, MA, [www.bsmrm.org](http://www.bsmrm.org)

March 10-11, 2018 (Sat-Sun): The South Shore Model Railway Club's annual Spring Show & Open House, Hingham, MA, [www.ssmrc.org](http://www.ssmrc.org)



## Derry Model Railroad Fun Night

March 9, 2018

Topic "Carving Rocks for Scenery"

April 13, 2018

Topic “Modeling Vehicles”

Meetings are Friday nights at 7 PM in the Marion Gerrish Community Center, 39 West Broadway, Derry, NH.

## 2018 Spring Event

Saturday, April 7, 2018, 10 AM, Governor's Inn, 78 Wakefield Street, Rochester, NH. Clinics, Show and Tell, Layout Tours, etc.

Visit [www.seacoastnmra.org](http://www.seacoastnmra.org) for more info.

## ner convention



**Mahwah, New Jersey**  
**September 13-16, 2018**  
**ErieLimited.org**

# HUB Division Calendar of Events (Subject to Change)

2018

Mar 16 (Fri)	HUB RAILFUN Meeting, 8 PM, Cambridge School of Weston, Weston, MA
Mar 17-18 (Sat-Sun)	HUB Modular Railroad display at the Greenberg's Toy & Train Show, Shriner's Auditorium, Wilmington, MA
Apr 1 (Sun)	Submissions deadline for the HUB <i>Headlight</i> May-Jun issue
Apr 14 (Sat)	The HUB-sponsored Spring TRAINing show at St. Thomas Aquinas Parish Center, Bridgewater, MA
Apr 14 (Sat)	The HUB Division Annual Meeting and Election - following SpringTRAINing
Apr 20 (Fri)	HUB RAILFUN Meeting, 8 PM, Cambridge School of Weston, Weston, MA
Apr 22 (Sun)	HUB Modular Railroad display at the Lions Club 20th Annual Model Train Show, Hooksett Cawley Middle School, 89 Whitehall Rd., Hooksett, NH
May 18 (Fri)	HUB RAILFUN Meeting, 8 PM, Cambridge School of Weston, Weston, MA
TBD (Sat)	HUB RAILFUN Special Meeting, Worcester Area (TBD) (See website for info)
Jun 15 (Fri)	HUB RAILFUN Meeting, 8 PM, Cambridge School of Weston, Weston, MA
Jul 15 (Sun)	HUB Summer Picnic, Waushakum Live Steamers, Holliston, MA
Aug 5-12 (Sun-Sun)	2018 NMRA National Convention, Kansas City, MO
Sep 13-16 (Thu-Sun)	NER Convention Mahwah, NJ, <a href="http://www.eriellimited.org">www.eriellimited.org</a>

## RAILFUN.....



*NO MOTIONS.....*

*NO SECONDS.....*

*NO BUSINESS.....*

*NO YAWNS.....*